

AMERICAN MUSEUM NOVITATES

Number 499

Published by
THE AMERICAN MUSEUM OF NATURAL HISTORY
New York City

Oct. 6, 1931

59.7, 58 G (51)

SOME CHINESE FRESH-WATER FISHES¹

By J. T. NICHOLS

XXIX.—A NEW GOBY FROM HOKOU, KIANGSI

Small fresh-water gobies placed by the writer in the subgenus *Rhinogobius* are plentiful in various parts of China. Much of such material in The American Museum of Natural History is referable to *Gobius hadropterus* (Jordan and Snyder) described from Japan, assuming this to be a widely distributed and variable form. Material of *Gobius giurinus* Rutter, which, though closely related, seems to be differentiable, also has been examined. *Gobius cliffordpopei* Nichols, described from Tungting Lake, and another fish from Chungan Hsien, northwestern Fukien, identified with *Gobius davidi*² Sauvage and Dabry de Thiersant from western Chekiang, are considerably different and apparently are dwarf species. From Hokou, Kiangsi, we have a nice series referable to *G. hadropterus*, as well as three specimens that obviously are quite different though with the same type of color pattern; in various ways these specimens are more like *Gobius davidi* from Chungan Hsien, which has an unlike color pattern, and they apparently represent a third dwarf form, as follows.

Gobius cheni,³ new species

DESCRIPTION OF TYPE.—No. 9694, American Museum of Natural History, from Hokou, northeastern Kiangsi, collected June 22 to July 12, 1926, under the direction of Clifford H. Pope.

Length to base of caudal, 55 mm. Depth in this length, 6.9; head, 3.5. Eye in head, 4.5; snout, 3.2; maxillary, 2.6; width of head, 1.7; depth of peduncle, 3; its length (from anal axil), 1.4; pectoral, 1.4; ventrals, 2.2; longest dorsal spine, 2.4; longest dorsal ray, 2.2; longest anal ray, 2.3; caudal, 1.4. Interorbital in eye, 2.7.

Dorsal VI-9; anal 8½. Scales, 34. No canine teeth.

Snout narrow, back of head depressed, lower surfaces flattened, tail slightly compressed. Eyes close together; superolateral; lower jaw appreciably projecting; mouth almost horizontal, maxillary to under front of pupil; gill-openings extending forward to under hind margin of preopercle. Origin of first dorsal equidistant from end of snout and middle of anal base; pectoral reaching two-thirds the distance to

¹Publications of the Asiatic Expeditions of The American Museum of Natural History, Contribution No. 110.

²Nichols, 1931, Amer. Museum Novitates No. 449, p. 3.

³Named for the collector and tiger hunter Ch'en Ti-Ti, widely known under the name "Da-Da."

anal, much beyond the united ventrals which form an almost circular disk; caudal rounded, subacuminate. Scales absent or suppressed on breast, head, nape and mid-line of back before the dorsal. Head, back and sides with blackish spots; and a row of about nine irregular blotches mostly slightly below middle of side. Dorsals spotted and caudal with five or six irregular cross-bars; pectoral with a dark spot on its base, closely followed by a short, and then a longer more diffuse bar.

The other two specimens have the following comparable measurements respectively:

Length, 47 mm., 52 mm.; depth, 6.8, 7.5; head, 3.6, 3.4; eye, 4.4, 4.6; maxillary, 2.6, 2.5; ventrals, 1.9, 1.8; dorsal rays, VI-9, VI-10; anal, 8, 8; scales, 35, 34; lower jaw slightly projecting, appreciably projecting.

Gobius hadropterus from Hokou is deeper bodied, with back in front of the dorsal completely scaled, and ventral disk less short and circular (at least in comparably small specimens). The following table gives the above measurements of twelve such specimens.

Length	Depth	Head	Eye	Maxillary	Ventrals	Dorsal	Anal	Scales
49 mm.	4.7	3.3	4.5	2.6	1.4	VI-10	10	31
54	5	3.4	4.4	2.2	1.5	VI-9	9	31
54	4.7	3.5	4.4	2.4	1.5	VI-9	9	32
54	4.8	3.5	4.7	2.4	1.4	VI-9½	9	31
54	4.8	3.3	5	2.3	1.4	VI-9	9	32
55	5	3.4	4.5	2.4	1.4	VI-9	8	31
55	5	3.4	4.4	2.5	broken	VI-9	9	30
56	4.7	3.3	4.4	2.2	1.4	VI-8	9	30
57	4.3	3.5	5	2.3	1.4	VI-9	8	31
62	5	3.2	5.6	2.2	1.5	VI-9	8	31
70	4.8	3.3	5.7	2.2	1.5	VI-9	9	30
77	4.7	3.2	5.5	1.9	1.7	VI-9	10	32

Of these specimens, three have the lower jaw slightly projecting two slightly included, and seven the jaws equal.

In *Gobius davidi* from Chungan Hsien, a row or two of scales are sometimes noticeable crossing the back before the dorsal, but the condition is more like that in *G. cheni* than like the fully scaled *G. hadropterus*. The color pattern is quite different, tending toward a narrow streak posteriorly in the midline of side instead of the lateral blotches; and frequently toward dusky coloration.

A table of comparable measurements of ten specimens follows.

Length	Depth	Head	Eye	Maxillary	Ventrals	Dorsal	Anal	Scales
36 mm.	5	3.3	4.4	2.7	1.8	VI-9	9	30
40	6.2	3.4	4.2	3	1.9	VI-10	9	30
42	5.8	3.4	4.3	2.6	2.2	VI-10	9	31
44	6	3.5	4.3	2.6	2.2	VI-9	8	31?
48	6.1	3.2	5.3	2.3	2.5	VI-9½	9	31
48	6.4	3.3	5.5	2.4	2.4	VI-9	9	30
49	6.4	3.5	5	2.7	2	VI-10	9	31
51	6.5	3.5	4.8	2.7	2.4	VI-9	8	32
52	6.5	3.3	5.1	2.3	2.3	VI-10	9	31
54	7	3.2	5.4	2.2	2.6	VI-9	9	31

Of these specimens, two have the lower jaw appreciably projecting, seven slightly projecting, and one the jaws equal. The four specimens of 48, 52, and 54 mm., are presumably males, with more dusky color, high dorsal fins, and big mouths as secondary sexual characters.

XXX.—SIX TYPE SPECIMENS FIGURED

It is our purpose to figure all the various species of Chinese fresh-water fishes described as new in American Museum Novitates from time to time, but it has not always been feasible to do so without unduly delaying publication; hence, we present here figures of the types of six species described in 1930 and 1931.

Siniperca elongata NICHOLS, 1930, Amer. Mus. Novitates, No. 431, p. 1. Kienyang, northwestern Fukien.

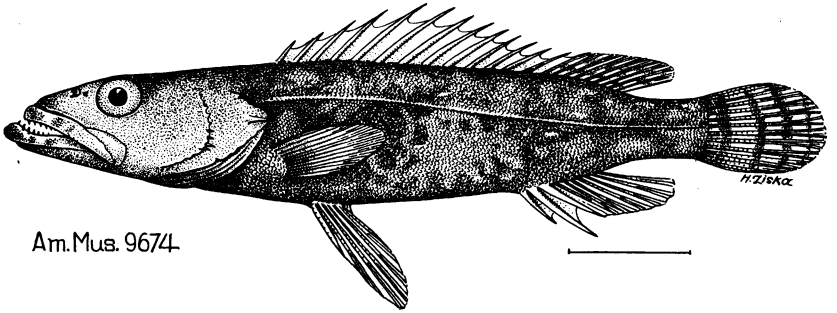
Siniperca obscura NICHOLS, 1930, Amer. Mus. Novitates, No. 431, p. 2. Hokou, northeastern Kiangsi.

Sarcocheilichthys (Barbodon) parvus NICHOLS, 1930, Amer. Mus. Novitates, No. 431, p. 5. Hokou, northeastern Kiangsi.

Sarcocheilichthys kiangsiensis NICHOLS, 1930, Amer. Mus. Novitates, No. 431, p. 6. Hokou, northeastern Kiangsi.

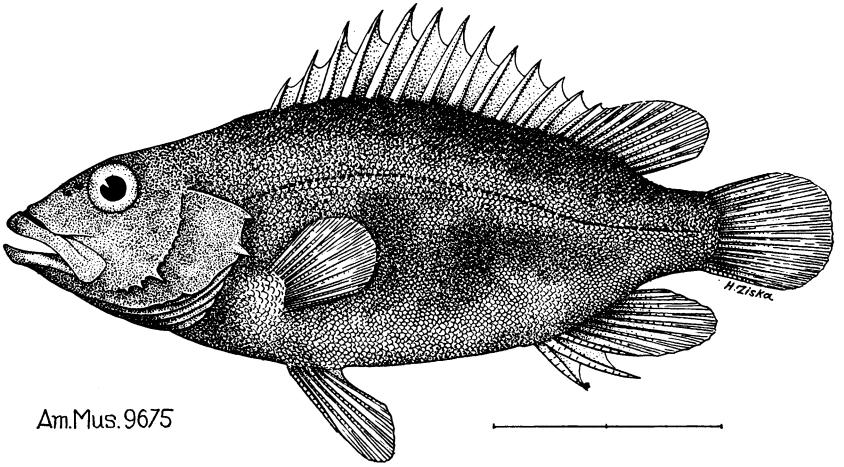
Leiocassis tenuifurcatus NICHOLS, 1931, Amer. Mus. Novitates, No. 449, p. 1. Chungan Hsien, northwestern Fukien.

Botia compressicauda NICHOLS, 1931, Amer. Mus. Novitates, No. 449, p. 2. Chungan Hsien, northwestern Fukien.



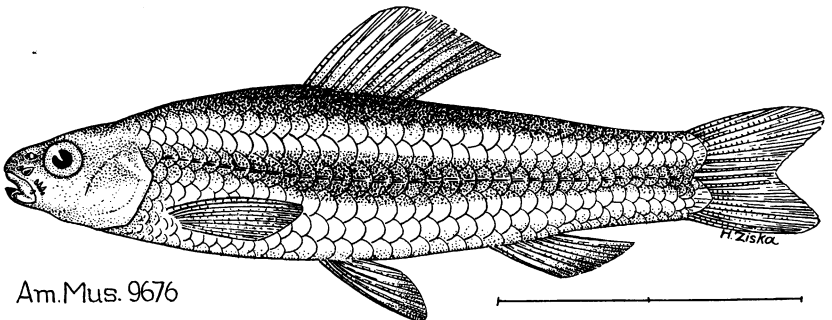
Am.Mus. 9674

Fig. 1. *Siniperca elongata*, type.




Am.Mus. 9675

Fig. 2. *Siniperca obscura*, type.



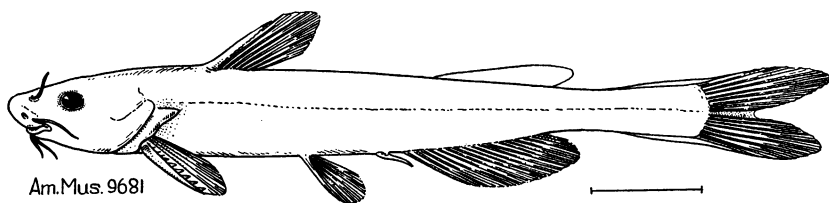
Am.Mus. 9676

Fig. 3. *Sarcocheilichthys (Barbodon) parvus*, type.



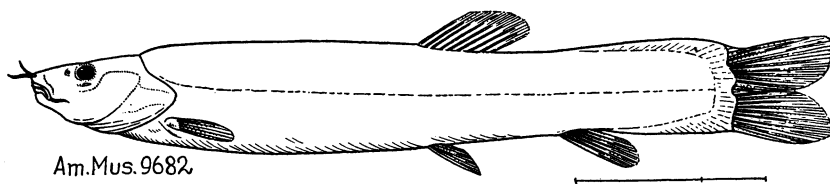
Am. Mus. 9677

Fig. 4. *Sarcocheilichthys kiangsiensis*, type.



Am. Mus. 9681

Fig. 5. *Leiocassis tenuifurcatus*, type.



Am. Mus. 9682

Fig. 6. *Botia compressicauda*, type.

