



Lany Congo Exp.
(Large Mammals)

Nos 640 to 1

Garamba June 1912.

Garamba May 18/1912

No. 1087. Bushbuck (*Tragelaphus*) ♂ juv.
53264 ✓ TL. 1180. LT. 200. LH. 320. HS. 680.

Horns just emerging
Skin, skull, 9 leg bones
The small horns are in separate
package attached to skull.

May 20

No. 1088. *Repyceros*, adult. ♂
53407 ✓ ♂ No measurements, shot near
the Abua River about 15 miles north
of Faraji. Here I have counted the
largest number of in one angle
Herd, exceeding slightly. In the herd 58
females (probably also young males
without horns) and only a single
male. These antelopes are exceedingly
common here, and 20 miles
further north very scarce.

Skin & skull.

No. 1089

51970 ✓

wild cat

♂ TL. 900. LT. 345. LH. 133. HS. 310
skin, & complete skeleton.
The claws are on the bones with
skeleton.

Garamba July 3. 1912

No. 1090. Giralffe

53547

✓

♀ TL. 2900. LT. 650. LH. 860. HS. 188
Tot. Height 2640.

Skin, skull, leg bones of one hind- &
one forelimb.

June 6.

No. 1091.

53531

✓

Giant Eland

♀ TL. 3150. LT. 710. LH. 645 HS. 1690
SH. 380. XS. 870.

Awlap hangs down from neck 19 ~~cm~~ the
hair at the fringe of the awlap spreads
sideways.

length of horns. r. 820. l. 828.

Skins, & skull. (had one embryo)

June 9

No. 1092

53532

Giant Eland

♂ TL. 3270. LT. 730. LH. 695
HS. 1840. SH. 570. XS. 950.

Awlap from neck 26 cm.

circumference at the middle of neck
incl. awlap (not stretched out) 1380.

length of horns r. 869. l. 896.

^{spread between horns}
Skin & complete skeleton.

There was another male in the
area. head about 17 cm

Guamha June 19/2.

No. 1092. we approached the herd, six separated
53532 of the others, the male ^{huffed} broke away
by himself, but after an hours
run joined again the others
and was shot when he trotted
off slowly.

June 15

No. 1093.

53533

Giant Island

♀ TL. 3080. LT. 710. LH. 660. H.S. 1620.

XH. 330. X.B.S. 835. (Skin & skull only)

Skidlap from neck 24 cm.

length of horns 2.82. L. 800. Spread
fine only were in this herd. ^{Capitulum L. 575.}

1 young, 1 half grown and 3 ♀.

(Had one embryo fairly large, but
no design visible)

53534

June 18

No. 1094.

53535

Giant Island

♂ juv. TL. 2090. LT. 510. LH. 600.

H.S. 1260. XH. 260. X.B.S. 570.

Skidlap distance from neck 130.

Skin & complete skeleton

There were about 11 in all, the only
young among them, there was
no big bull among them.

Length of horn 2.205. L. 215.

Garamba June 1912

No. 1095. Giant Eland

♀ TL. 3080. LT. 710. LH. 660. H.S. 1620.

same as 1095. S.H. 330. S.H.S. 835.

Overlap from neck 24 cm
length of horns.

June 10 Skin & skull

No. 1095 Buffalo

53575

Photograph

♂ TL. 3140. LT. 830. LH. 590.
H.S. 1560.

Skin & complete skeleton

July 2

Only ^{one} was seen.

No. 1096.

5353

✓

Baby Eland (Length of horns 2.758. L. 745.
H.S. 1570.

♀ TL. 2870. LT. 620 LH. 650. H.S. 1570.

Skin & complete skeleton

53531

Had a fairly large embryo
from a herd of about thirty
Overlap from neck 260. One of
the oldest specimens in the coll.

July 6

No. 1097.

53244

✓

Cervicapsa

♂ TL. 770. LT. 110 LH. 275. H.S. 495.

Skin & skull.

It is dark brown

The mother escaped, the young kept

Guamela July 6/1912

1097. perfectly still on the ground like dead
though we were standing at the right
and left of it. It could be easily
taken with the hand.

They usually are seen in swamps
where short grass is abundant.

July 7

No. 1098.

53538

Giant Iland.

♀ juv. TL. 2650. LT. 540. LH. 620. HS. 1460.

Skin, skull bones ^{to} hind bone
forelimb length of horn 2512. L. 507.

Only three females were together.

No. 1099.

53766

Warthog. ♂ no meas.

was wallowing near a waterhole.

July 9.

No. 1100.

53548

Giraffe

♂ TL. 3450. LT. 830. LH. 980.

HS. 229. S.B.S. 890. S.M.N. 24.

Skin & skull.

July 10

No. 1101.

53425

Antelope

♂ no meas. Skin & skull.

They were grazing at about three P.M.
This male was covered all over with
mud and had been wallowing about an
hour before.

Thomson's gazelle

Garemba July 12/1912

No. 1102. Hartbeest
53426 ✓
♂ no meas. Skin & skull

No. 1103. Waterbuck
53514 ✓
July 14 ✓
♂ skin & skull, no meas.

No. 1104. Waterbuck
53515 ✓
♀ skin & complete skeleton
no meas.

July 16
No. 1105. Hartbeest
53427 ✓
♀ skin & complete skeleton
no meas.

July 18
No. 1106. Gianteland
53534 ✓
♀ TL 2970. LT. 740. LH. 640.
H.S. 158. (plastercast of muzzle-
skull)
Skin, bones of one hindlimb & forelimb.
This very dark brown, pupil
horizontally elongated.
length of horn \approx 813. ℓ 825.
spaced between tips 746.

No. 1107. Gianteland
53540 ✓
♀ TL 2880. LT. 645. LH. 635. H.S. 154.
Skin, skull, bones of one fore-
& one hindlimb.
The skin and hairless portions are
whitish with a tinge of yellow.

No. 1107. ears inside nearly white, somewhat
purplish. nose dark gray, slightly glossy.
✓ plantar cast of head.

Length of horns. 4.734 6.747

There were only three, No. 1106 ♀ 1107
and a younger specimen, probably
also female.

Both specimens had a large
embryo; only a few hair about
the mouth & eyes, root hairless.
The white stripes ~~were~~ nevertheless
distinctly visible.

The skins of these foetal specimens
& skeletons have been preserved

No. 01106 The male's ~~neck~~ was even at this
53541 age considerably thicker and
No. 01107 the whole body appeared stockier
53542
July 18

No. 101106. Giant Island & large foetal spec. of No. 1106
62541
♀ TL. 630. LT. 140. LH. 170. H.S. 340.

Flat skin & skeleton in a tin can. No 01106.

No. 01107. Giant Island. ♂ large foetal spec. of No. 1107
53542
♂ TL. 570. LT. 125. LH. 170. H.S. 335.

✓
flat skin & skeleton

The soft claws were a bright yellow.

Garamba July 9/12

No. 1109
52087

native dog

♂ TL. 800. LT. 195. LH. 135 H.S. 36.

Skin & skull & leg bones.

No. 1109
52088

native dog

skull only

No. 1109
52089

native dog & jaw

skull only

No. 1108
53549

gaffe

♀ no measurements

skin & skull

skin damaged by disease.

only two one seen.

July 21

No. 1110.
52039

leopard

♀ TL. 1850. LT. 765. LH. 220.

Killed by natives with spears

a very small but adult specimen

Had come to the village and

had eaten the skinning of

a skin. Skin greatly damaged

by the spears.

skin & skull only

No. 1110.
52040

leopard

sex? skull found in the fields.

made July 26/1912

No. 1111

52051

Jackal

✓

♀ TL. 920 LT. 300. LH. 140. H.S. 37.

Skin & skull & leg bones.

not very common, when we were in Jaramba we often heard it call early or during the night.

On account of its call the natives call it "mwe". A single short call, ~~sometimes~~ repeated at intervals, but seldom more than twenty times. The natives

Logor, Baka, Mondo, Aohria believe somebody will die soon after its call has been

heard near a village, at any rate it is considered an ill omen for any enterprise to hear or see a specimen.

leopard

♂ TL. 2420. LT. 1022 LH. 295.

H.S. 655.

Skin & skull.

skin damaged near head skull slightly damaged
no vibrissae.

01111

July 30

No. 1112

52017

✓

Paradise August 1. 1912

No. 1113.
52080 ✓

Lion

♀ ad. TL. 2430. LT. 950 LH. 330 H.S. 780.

Speared by natives, skin spoiled.

Tried to break into a native hut.

Leopard. Skin & skull

♂ TL. 2200 LT. 940. LH. 255. H.S. 60.

Skin & skull.

Speared by natives.

Tried to take a chicken during
day time.

Leopard

♂ TL. 1810. LT. 770. LH. 250. H.S. 550.

Skin, skull & leg bones.

native goat

♂ TL. 850 LT. 130. LH. 200 H.S. 480.

Skin, & skull.

Hare

♀ TL. 470. LT. 65. LH. 94. L2. 65.

Hare

♂ complete skeleton, skin spoiled

Skull

flat skin and ? one skull of
other, but very probably ~~not~~

Aug. 5
No. 1114.
52018 ✓

Aug 8
No. 1115
52019 ✓

Aug. 10
No. 1116.
53592 ✓

Aug 12.
No. 1117 ✓
51047

No. 1118
52136

Aug 13
No. 1119.
51844 ✓

No. 1119 of No 1119 not of No 1120.
No 1120. Other, flat skin (see.?)
51845 ✓ both skin from natives near
Bankerchovenville, common
in the affluents of the Kibali
Nero Rivers.

No. 1121 ✓ Serval, flat skin,
51986
No. 1122. Serval, flat skin, both skins
51987 ✓ from the same region close
to peradje.

No. 1123. wild cat - flat skin
51965 ✓
No. 1124 wild cat " " both from
51966 the neighborhood of peradje
taken near the same village.

No. 01124 skull of a wild cat, probably
belonging to one of the above
specimens.

No. 1125 *Rhinoceros sinensis*
51913 ♀ skull and the two horns only,
killed by chief Mennhe
ant. horn. 590 post horn 128 mm.

No. 1126. *Rhinoceros sinensis*, one horn only
51914 ♀ (?) found in the fields. ^{Sept 1985 mm}
5 horns north of peradje.

Paradise August 14/1912

No. 1127 ✓ *Minoteros aeneus*
51915

♂ (?) 1/2 two horns only, killed by
natives near Paradise.

ant. horn 800. post horn 335.

much curved.

No. 1128 ✓ Here

51048

♀ TL. 481. LT. 55. LH. 100. HS. 160.
prepared like small mamm.

Skin & skull.

Uterus contained ~~one~~ large embryo
(nearly ready to be born).

Buck buck, neck cut by spears

Aug. 19
No. 1129 ✓ ♂ TL. 1500. LT. 320. LH. 363. HS. 94.
53254 Horns only of Buckbuck

No. 53255 ♀ Skin & skull
No. 53256

No. 1130. Warthog

538004
Photo graphs ✓ ♂ TL. 1720. LT. 385. LH. 273. HS. 750.

Skin & skull & leg bones

several photographs.

Aug 21.

No. 1131. ✓ Red Cephalophus

53086

♀ juv.

TL. 450. LT. 67. LH. 127. HS. 245.

skin, skull & leg bones.

common near swamps.

Parady Aug 22. 1912

No. 1132. Hare

51049

♀ TL. 595. LT. 60. LH. 97. H.S. 180.
prepared like small mamm.

No. 01132 skull of capus ♂ juv -

53507

No. 001132 " of capus ♂ juv.

53508

No. 1133

51746

live - cat - flat skin
killed by natives in the
neighborhood of Parady.

Sept 4

No. 1134

53117

(probably end of May), No skull.

Cephalophus black fronted

♂ juv. TL. 640. LT. 75. LH. 205

H.S. 370.

Sept 6

No. 1135.

53118

Skin & skull only

Cephalophus ♂ juv. H.S. 240. no meas

Skin grayish

No. 1136

53593

native goat ♀

♀ TL. 950. LT. 120. LH. 195. H.S. 540.

Skin, skull & leg bones.

No. 1137

53594

native goat ♂ no measurement

skin & skull only

No. 1138.

53442

Antelope

♂ skull only

No. 01138

53418

53423

Antelope ♀ horns only, from south
of Tunga (Port).

Paradise September 1912

No. 1137
51050

Hare

♂ TL. 470. LT. 50. LH. 92. LR. 64.
fig. like small manum.

No. 01137
Sept 7 51233

Hare & skull only

No. 1138.
53770

Buffalo, red

♀ no measurement

Skull & skin only

No. 01138.
53771

Buffalo, red & horns only

No. 001138.
53772

Buffalo, black & jaw, skull
only

No. 1139.
52081

Lioness, no measurements

Skin & skull only

Was feeding on a waterbuck

Maniocolos sinuo

No. 1140.
51869

♀ no measurements

Skin & skull only

ant. horn. 650 mm. post horn. 250 mm.

No. 1140.
51916

Rhinoceros sinuo

♀ jaw. no measurements

Skin & skull only

ant. horn. 124 mm. post. horn. ~~124 mm~~

~~by a waterbuck~~ 20 mm

The young of No. 1140.

There are none in all.

Paradise September 1912

No. 1142 *Minoceros sinus*
51958

✓ ♂ no measurements

Skin & complete skeleton

ant. horn 845 mm post. horn 265 mm
elyptus, has small dark spots, found high up in the bush, dead.

✓ Hare ♀ skull only

✓ Hare ♀ prepared as small mamm.

✓ Hare ♂ Tl. 460. Lt. 60. Lh. 100. Lg. 70

prep as small mamm.

No. 1145 wild cat ♂ flat skin & skull
51967 skinned by natives

No. 1146 Sheep, domestic, hornless in both sides of flat-tailed
53596 ♂ Tl. 1200. Lt. 270. Lh. 270. H.S. 655.

Lg. 85! These few kept alone had all about the
rest of the kangaroos see No. 01153.

Skin & complete skeleton

Photographs.

No. 1147. *Minoceros sinus* killed by natives
51917

♀ Skull & the two horns only, ant. horn 715 mm
No. 1148. *Minoceros sinus* killed by natives
51918 post. horn 343 mm

♂ jaw. Skull & the two horns only

No. 1149. *Minoceros sinus*
51919 The above two specimens killed about Oct. 20, 1912. ant. horn 65 mm post. horn 27 mm

♂ the two horns only ant. horn 950 mm.
I am not sure, if post. horn 478 mm.

These two horns belonged to the same specimen. (from a trader.)

Paradise Oct 1912

No. 1150. ✓ *Rhinoceros sinensis*, killed by natives.
51920 ♂ Two horns only ext. horn 4450 mm
post. horn 235. mm

No. 1151. ✓ wild cat, looks much like a tame
51968 spec, but it is not rare to
see mottled wild spec. like this.
Killed by a native in the act
of feeding on a chicken.
Mottled much with white.

I have seen a perfectly tame specimen
of this species that has been taken in the fields
by natives when still young &
he has informed me that they never
leave their village as long as they
are cared for.

♂ juv. TL. 625. LT. 255. LH. 110.
H.S. 180. Lr. 50.

Skin & skull.

No. 01151. Leopard ♂, skull only, killed by
52020 natives.

No. 1152. Elephant
51944 ♂ Skull & the two tusks only

No. 852 right tusk 23 kg. length along outside curve 1790 mm
No. 851 left tusk 22 kg. " " " 1775.

Paradise Oct. 24/912

No. 1153. ⁵¹⁹⁸⁹ Several, flat skin purchased from
retires, killed near Guadalupe

Skull only, of a cow ^{of about the same} size as the
the lugware. (about 100 lbs. weight)
at the 1st stage, but in other
places much subject to
Negana (sleeping sickness
of cattle). There are many
photographs of this case
a typical cow has a shoulder height
of. 40 in.

a typical bull has a shoulder height of.

A very small hump backed one
that gives only little milk & loses
this small amount of milk soon
soon after calving.

In the country of the lugware herds
of hundreds are said to be common.
The country is flat, covered
with only short grass & cattle
goat & sheep are thriving well
There is much lumber east of here
north in the ledos by the Dinka
with large herds see photograph.
I also have a herd

paradise bet 26/1912

No. 1154 *Colobus (guereza)*
52243
Photographs
♀ juv. TL. 885 LT. 520. LH. 135. H.S. 200
Skin, skull, & leg bones

No. 1154
52244
Feb 27
Colobus guereza
♂ skull only

No. 1155
52245
✓
Colobus ♀ *Reddish*
♀ TL. 1310 LT. 825. LH. 185 H.S. 315.

No. 1155
52246
#4. 43. / a large fetal spec. in formalin solution
Skin, skull & leg bones.

No. 1156.
52247
✓
Colobus ♀ juv. *guereza*
TL. 1020. LT. 610. LH. 140 H.S. 200. #41.
Skin skull & leg bones.

No. 1156
rec. 29 52233
No. 1157
52248
No. 1158
52249
Feb 31
Colobus ♀ skull only of ♀ *Reddish*
Serval (♀) flat skin, no skull.
mtd cat flat skin " "
both skinned by natives.

No. 1159
52248
Guereza Colobus
♂ TL 1400. LT. 820. LH. 182. H.S. 340. #42
Skin & complete skeleton

No. 1160.
52249
Photo
Colobus ♀ *guereza*
♀ TL. 1485 LT. 745. LH. 190. H.S. 320. #36.
Skin, skull & leg bones

No. 1160
52250
Colobus *guereza*
Small embryo in formalin

Saradje Kh. 31/1912

No. 1161
52251

Colobus guerza

♂ TL. 1310. LT. 755. LH. 285.

HS. 350. #2. 41.

Photo

Nov. 9

Skin, skull & leg bones.

No. 1162
51379

Chimpanzee

iris med. brown

♂ ad. face & limbs black

entire skeleton skin spoiled.

see note on next page.

Nov. 10

No. 1163
51206

Chimpanzee

♂ juv. TL. 370. #2. 60 mm.

face, palm & plant pale pinkish brown.

iris light brown 3 Photographs

Nov. 12

No. 1164
51379

Chimpanzee

♂ juv. TL. 335. #2. 50.

iris med brown.

face palm / plant pale pinkish brown. 3 Photographs.

wounded at the ear by the bullet that killed the mother who was able to fasten her arms about the branches so it was impossible to get her. The young dropped on the ground.

Skin, skull & skeleton

Tanned over

Paradise Nov 12/1911

No. 1162. The adult male No. 1162 showed a typical character. Behind the upper orbital ridges & ~~between~~ the area bordered by the slight lateral & occipital ridges the skin was lying directly upon the bone but just beyond the lateral (sagittal) ridges the membrane was bulging up the skin. The forehead ~~also~~ showed a real depression bordered by the ~~more~~ rounded cushions of the membrane. There were about twenty in all in the herd.

No. 1163.

No. 1165.

53760

Martins.

♂ juv TL 540. LT 143. LH. 115. HS. 23.

4.50. Gen col. a dark dirty brown lighter on the belly / pinkish between the limbs. Inner side of ears glen mouth & the snout dull gray.

Nostrils & short nostrils pale pinkish several photographs. Skin, skull & ~~teeth~~ teeth

No. 22/1911

No. 1166.

51909

Protophysa

♂ TL 780. LT. from anus 670. LH. 263.

Parade Dec. 2. 1912.

No. 11
51536

No. 11
51075

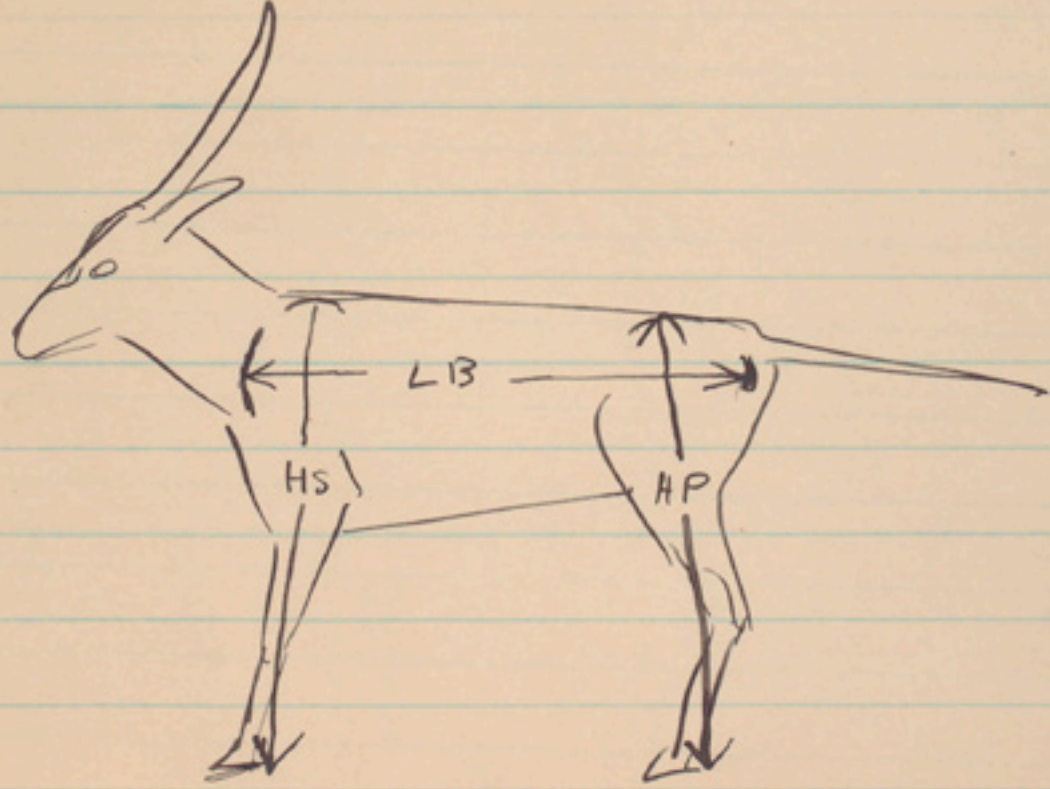
Dec 3
No. 11
51537

No. 11
53121

Dec 4
No. 11
53595

Dec 5
No. 11
51152

Jan 10



140.

444

H.S. 100

50. 2 40

45385

37

37

402

2

2

2

tion

als

Paradise Nov. 22. / 1911

- 1166 H.S. 340. Complete skeleton
no skin (spoiled). Plaster cast
of head. muzzle showing
the curious arrangement of
the nostril with small ridges lined
with bristles (in formalin)
1166 vulva ~~also~~ with two pockets
(glands) on each side.
emanating a strong typical
odor. The glands have
been preserved intact
1166. The tongue has been preserved
in formalin (all in a tank with
fish & accessories).
Several photographs.
- 1167 ✓ *Leptoceros*
53/403 ♂ juv. Skin & skull.
1168. 4 skin of a *Adiantelope* (flat damien)
53/39 with horns young ♂.
- 1168 also a young one killed at the
53/40 same time, about 15 miles
north of Barker's boreville.
✓ only this one skin seen.

Paradise Nov. 25/1912

No. 1169
51910 *Oryzomys*

Photo. ♀ TL 1840 LT. from anus 600.
LH. 270. HS. 425.

two pairs of abdom. mammal.

Sept. 26. ~~Skeleton~~ Complete skeleton only
No. 1170 ^{clear carcass & photographs} Serval ♂ TL 1102 LT. 265. LH. 180.
51940 HS. 43. LH. 82.

rev. Photographs.

nose pinkish gray above ear
base darker. Iris brownish yellow
ears inside pinkish, footpads black.
skin, skull & leg bones.

Stomach cont. three rats.

No. 53257
No. 01170. Bush buck ♂ horns only, killed by reh.
No. 1171 Cephalophus blackfronted

53189 ♀ TL 990. LT. 110. LH. 243. HS. 460
✓ Pre streaklike occipital gland
excretes a black oily taste - & odorless
matter.

skin & skull
No. 001171 foetal specimen of the above
53120 in alcohol.

No. 01171 Bush buck, horns only killed by
53258 reh

Parage Dec. 2. 1912.

No. 1172 ✓ Genetta

51536

♂ TL 780. LT. 370. LH 750. HS. 140. 4.4.

Skin & skull.

No. 1173 ✓ Wildcat Bervale

51075

♀ juv. TL 335. LT. 90. LH. 65. HS. 100

Dec 3. prep. as small mammals.

No. 1174 ✓ Genetta

51537

♂ TL 835. LT. 39. LH. 750. HS. 150. 4.40.

Skin & skull. (Cephalophus)

No. 1175 ✓ Mink Cephalophus blackfronted

53121

♀ TL 695. LT. 75 LH. 21. HS 385.

Skin & skull

Dec 4 No. 1176 ✓ native goat

53595

♀ TL 920. LT. 115. LH. 210 HS. 51

Skin skull & leg bones.

Dec 5 No. 1177 ✓ Cinetomys

51152

♂ TL 690. LT. 380 LH. 65. HS. 37

Dis dark brown (nearly black), nose

dark pinkish, ^{gingiva} inside on

lower portion pinkish. claws

whitish with darker core, skin

about claws on preclaws whitish

the proximal part of protuberances

Parker

Janady Dec. 8/1912

No. 1177 ✓ on the lower surface grayish the
distal three pinkish. Hindlimbs
lower surface dark gray with
exception of the lower ^{portion} surface of
the five toes. The whitish pink
scrotum protrudes far behind
the hindlimbs, the penis points
backward. The three anterior
fifths of the tail are blackish
brown the terminal two
fifths are dirty white.

Skin & skull, prep. as small mammal.

No. 1178.
53167

Thryonomys / Brandi

✓ ♀ juv. TL 410. CT. 83. LH 73. HS. 23.
H. 10.

Skin & skull & leg bones.

No. 1179.
52052

Tachal

✓ ♀ TL 930. CT. 200. LH. 145. HS. 37.
H. 73.

Skin & skull.

No. 1180.
53761

Warthog.

✓ ♂ juv. TL. 1300. CT. 310. LH. 248.
HS. 510. H. 123. Skin & skull

Photographs of head.

grad. Dec 20. 1912
No. 01180 shell only, of vertebrae of *S. dipodomyia*
No. 1181. ✓ Here
51052

♀ juv. TL. 490. LT. 70. LH. 105. LL. 67.

Dec 24 Prep as small mamm., skin & skull.

No. 1182. Waterbuck

53509

♀ juv. TL. 980. LT. 170. LH. 325.

H.S. 58. rather blackish.

Skin & skull.

Photograph.

No. 01182. Waterbuck & skull only.

53510

No. 1183. *Cephalophus* grayish

53122

♀ entire skeleton & skin
no measurement.

No. 1184 Here. ♀ juv. TL. 370. LT. 40.

51053

Dec 27 LH. 80. LL. 60. Prep. like small mamm.

No. 1185 ✓ Here

51054

♀ TL. 465. LT. 55. LH. 95. LL. 62

Prep. like small mamm. Skull

No. 1186. Lion ♂ flat skin & skull

52082

damaged killed by natives

No. 1187 lion flat skin sec. 2.

52083

killed by rhino - a tin with 9 claws
fixed to skin

No. 1188 Tagbwa *Aepyceros*

53404

♂ skin & skull (damaged).

No.

Paradise Dec. 26. 1912

Canilax paludinosus

No. 1189 ✓ *Herpessus browni* with long hairs.
51613 near swamps.

Tl. 650. Lt. 260. Lf. 96. H.S. 165.

Lg. 31. Skin, skull & leg bones.

No. 1190 *Cervicapra* Reudbuck
53296 *Skull only*
♀ Tl. 1060 Lt. 210. Lf. 435. H.S. 780
Lg. 148. two pairs of mammae
Skin & complete skeleton.

seen from together at early morning
one factus, preserved as formalin by 01190
Several photographs.

No. 1191. *Cervicapra* Reudbuck
53298
♂ Tl. 1430 Lt. 190. Lf. 415.
H.S. 77. Lg. 154.
Skin (damaged by shot)
& skull.

No. 01191. *Bartrog. juv.* skull
53762 only

No. 01192 *Fagbua (Aonyxerus)*
53406
♂ skull only.

No. 1192 *Cervicapra* Ugandacob
53405
♂ Skin & skull, no measurements
Several photographs.

Photo.

Jan 2/1913.

No. 1193 ✓ Hare, prep. as small mamm.

51035

♂ TL. 450. LT. 45. LH. 95. LG. 62

No. 1194. Water buck, Skin & skull.

53511

♀ foetal specimen

great contrast with No. 1182.

Jan 7

No. 1195 ✓ Hare

51056

♂ TL. 460. LT. 60. LH. 100. LG. 65

Prep. like small mamm.

No. 1196. Other, small species with claws.

51825

♀ TL. 960. LT. 400. LH. 107

HS. 145. LG. 19.

See photo. Skin & skeleton,
the terminal phalange, have
been left in the claws with the
skin.

lower surface of limbs dark brown
lighter with pinkish between
the toes. nose

The first adult specimen.

Bush buck

♀ TL. 1350. LT. 255. LH. 360. HS. 680.

LG. 135.

See photo after death.

No. 1197

53259

V

Paraguay Jan 12/1913.

no 1198 *Cricetomys*

51153

♂ TL. 660. LT. 340. LH. 62. LE 37

Prep. as small mamm.

no. 01198. *Cephalophus*, blackthroated

53123

♂ skull only

no. 1199 Sheep (rare highware) domestic

5309-2
Skeletal
Decayed
Photo

♀ TL. 1060 LT. 200 LH. 235. HS. 51.

LE. 95. Skin & complete skeleton

Photograph. ^{skin}

Jan 14

no. 1200 *Orycteropus* - Azande hamelala

51373

♂ TL. 1750. LT. 61. LH. 27. HS. 41

Skin slightly damaged on belly
& one hind foot, complete
skeleton

A piece of the Stomach in alcohol
for see no. 1200.

a small bottle with parasites on liver
& from stomach all cat. of 2 small bottles

Jan 16

no. 572

no. 1201 *Herpestes* ^{idoneumon} all no 1200.

51592

♀ TL. 715 LT. 330 LH. 89. LE. 27

HS. 115. Skin & skeleton the
terminal phalanges in the skin

Photo

Paradise Jan 16/1913

No. 1211 ✓ pepper salt grayish with black
tip of tail. Iris grayish green
claws black, nose dark brown
pinkish near lower edge, lower
surface of feet pinkish brown

Jan 18
No. 1212 ✓ leopard
52021

♂ jaw TL. 590. LT. 260. LH. 85. LL. 35.
Skin & skull

Jan 20
No. 1203 ✓ Otter, large species
51846

♂ TL. 1356. LT. 560 LH. 150. HS. 27
LL. 35.

Jan 22
No. 1204 ✓ Skin skull & leg bones.
57847 Otter large species

Printed ✓ ♂ TL. 1090 LT. 445. LH. 140. LL. 34
Skin, skull & leg bones.

No. 1215 ✓ Hare
51051 ♂ TL. 480 LT. 40. LH. 100. LL. 65.

Jan 23
No. 1206 ✓ prep. like small mamm.

51826 ✓ Otter & jaw with claws
TL. 710. LT. 290. LH. 100. LL. 15.

Skin, skull & leg bones

No. 1217 ✓ *Crititan paludinosus* Herpestes jaw. blackish brown
51061

TL. 280. LT. 90. LH. 45. LL. 20

prep. like small mamm.

Paradise Feb. 2. 1913.

No. 1219 ⁵⁷⁹⁵⁰ other, clawless.

✓ ♀ TL. 950 LT. 360. LH. 183. HS. 160.
LE. 32

Skin, skull & leg bones.

No. 1219 ⁵²⁰²² Leopard ^{ichnyumon} skull only

No. 1220 ⁵¹¹²⁵ ✓ ² Hesperomys. Hair on upper side of tail is
longer & forms a ridge.

✓ ♀ juv. TL. 440 LT. 177. LH. 61.
LE. 27 prep. as small mamm.
same as No. 1201.

No. 1221. Bushbuck (skin No 1220.

✓ ♂ No measurements.

Skin & skull only

No. 1222. Hartbeest

✓ ♂ juv. Skull only.

No. 1222. Hyena ♀

✓ TL. 1610. LT. 310. LH. 250 HS. 230.

Skin & skull.

No. 1223. Hyena (♂?) skull only

No. 1223. Calatus, black & white

✓ ♂ TL. 1440 LT. 820. LH. 200. HS. 360. HS. 46

Skin & skull

No. 1224. Cercopithecus ^{young of} gray & black faced.

✓ ♂ TL. 550. LT. 345 LH. 80. HS. 36. HS. 120.

Skin skull & leg bones.

440
Paradise Feb. 17/1913

No. 1225. Leopard

52023

♂ TL. 2030 LT. 896 LH. 265.
HS. 58 LL. 85.

Skin & skull.

Ser. Photograph.

No. 1226. Sheep with horns, bred by the natives

53598

♂ TL. 1260. LT. 305. LH. 250. HS. 615

Skin & skeleton.

Hair med brown.

No. 1227. Otter

♀ TL. 950. LT. 380. LH. 138. HS. 180. LL. 30.

Skin & skull (broken.)

No. 1228. Bushbuck

53262

♂ no measurements

No. 1229. *Grehenmiz a. toichura*
Hesperes, large blackish night hindfoot
cut off.

51595

♂ TL. 990. LT. 41. LH. 12. HS. 20. LL. 43.

Skin

Feb 24
No. 1230.

51557

Minoceros arinus ant. horns 605 mm

♀ TL. 4100. LT. 670. LH. 480 post horn 388 mm

meas.

fold of

forefoot

photo

305 mm

meas.

sole of

hindfoot

255

300 mm

meas.

sole of

hindfoot

217

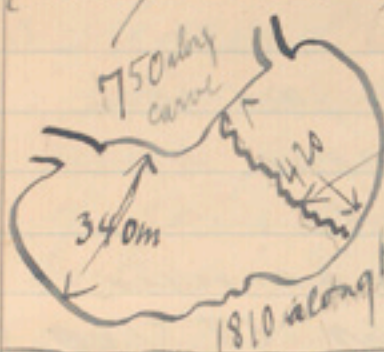
Hair dark brown with slight veined

The eyeball 37 mm in diam

the iris 24 mm in diam

Paradise febr. 24/1913

No. 1230. with dark brown edges & corners
(dirty brown) no white visible.
border of the protuberances
in the first section.



an at intestine

13740. mm.

diameter in the
middle 11. cm

fairly smooth

outside, slimy inside.

Large intestine 6700. mm

greatest diameter 400. &

diameter of terminal section 1600.
shows many constrictions..


The upper portion of stomach
lined with a fine (horny) film
fairly well roughened so as

to form protuberances at
the transition. The rest of
the stomach inside shows
a slimy surface more or
less folded.

the caecum is pocketlike
smooth outside, & slimy
inside.

Skinn & complete skeleton

Photographs



Faradje febr. 24/1913

No 1231. *Thrinoceros sinuatus*

51927

juv ♂ TL. 2210. LT. 420. LH. 325.

H.S. 88.

ant. horn. post horn.

see. photographs

skin & skull.

Thrinoceros sinuatus.

♂ TL. 4060. LT. 760. LH. 520.

H.S. 1530.

ant horn 730. post horn 270.

skin & skull & complete skeleton
between base of ears

straight line near the base

from one side of skull to the

other 455. (outside of skin)

with curious excrescences, straight in all the specimens

1 piece of caecum

1 " small intestine

1 " large intestine

width between nostrils 28 cm

greatest width of mouth 38 cm

role of

kniffoot

263

210

300 mm

photographs

in a collection

3 pieces of liver

with curious excrescences, straight in all the specimens

1 piece of caecum

1 " small intestine

1 " large intestine

width between nostrils 28 cm

greatest width of mouth 38 cm

role of

kniffoot

263

210

300 mm

Paradjic febr. 24/1913.

No. 01232 ~~Waterbrook~~ ♂ skull only
53513 one horn damaged.

No. 1233 ~~Shepherd~~ flat shiny skull.

No. 1234. ⁵²⁰²⁴ Elephas ♂(?) two small
tusks from the neighborhood
of Paradjic TL along river 80 cm

No. 01234 ⁵³⁷⁶⁵ Warhog - ♂ skull only

No. 1235 ⁵¹³⁹⁵ *Orycteropus*
♂ juv. TL. 950. LT. 340. LH. 208.

H.S. 300. . . Shiny & complete skeleton
walks usually on tip toes with
tip of tail touching ground, often
sits on its hunches & may progress
for a few steps with whole hind
foot resting on ground. When
walking the nose is kept close
to the ground, the nostrils can
be opened & shut by drawing
the (muscle) skin back ward.
Skin of body dirty flesh color
growing grayish toward feet
Oars very dark brown.

When digging it set on its hunches
& holds also on the tail.

Anger March 2/1913

No. 1236 Hippopotamus - Skull only
53772

♂ TL. 3530 LT. 460. LH. 54.

No. 1237 Hippopotamus - Skull only
53773

♀ TL. 3290. LT. 440. LH. 52.

~~Refuted~~ March 10/1913
No. 1238 Colobus, quereza
52213

♀ TL. 1275. LT. 760. LH. 175. #2. 35.
#S. 345.

March 11 Skinning skull

No. 1239 Colobus reddish
52287

♂ TL. 1280. LT. 735. LH. 193

Photo #2. 40. #S. 380.

Skinning skeleton.

No. 1239 Colobus reddish
52288

March 12 ♂. Skull only

No. 1240 Cercopithecus, white beard, reddish
52423

brown patch above eyes, black tail.

♂ TL. 1190. LT. 700. LH. 157 #S. 305

#2. 40. Skin & leg bones

No. 1241 Cercopithecus, same as above

52424 ✓ ♀ TL. 1040. LT. 605. LH. 134. #S. 290.

#2. 39. water monkey

Skin & leg bone

Bafube March 14/1913

No. 1242 Bongo

53268

✓ ♂ juv. TL. 1800. LT. 460. LH. 430. HS. 900
LH. 230. Horns just emerged
Skin, skull & leg bones
see Photographs.

iris brownish gray, nose blackish
slightly glossy

March 16

No. 1243 Bongo

53269

✓ ♀ TL. 2520. LT. 610. LH. 490. HS. 102
LH. 265

length of horns straight line 595 mm.
Skin & complete skeleton.

see Photographs

No. 1243

No. 1244

53270

53271

Bongo - skull of fetal specimen
Bongo.

♀ TL. 2480 LT. 545 LH. 485. HS. 101.

LH. 260. length of horns 563 mm.

iris med. brown, nose darkest.

with flesh col. spots

skin, skull & ^{complete} leg bones.

see Photographs

No. 1244

No. 1245

53272

53273

Bongo - skull of fetal specimen
Bongo

♀ TL. 2320 LT. 530. LH. 480. HS. 99. LH. 280

Skin & skull & leg bones Length of horns

see Photographs.

425 mm

Bafu ka March 18/1913.

No. 1246. ✓ *Pencha*

51551

♂ TL. 890 LT. 430. LH. 87. HS. 145. LL. 37

March 19. Skin & skull (?)

No. 1247

52672

Cynocephalus, Skin, skull & leg bones
♀ TL. 1190. LT. 530. L.H. 220. HS. 58. LL. 68

face dark gray (at a distance blackish)
around upper & lower eyelids pinkish
the ears dark gray as face with slightly
glossy. skin on the neck & breast
light gray. Iris light brown.

The havers portion around the
yellowish gray is chiral, callosities grayish
(with the skin coming off in whitish
scales, forming granular lines)
Scales blackish with pads lighter.

Skin of havers portion on the sides
pinkish white with gray blue
towards the belly. ~~Photographed.~~

No. 1248

52673

Cynocephalus

♂ juv. TL. 710. LT. 360. LH. 140. HS. 255

LL. 55. Skin, skull & leg bones

face dark pinkish gray, ears brownish
gray, soles of feet reddish brown below,
dark gray above.

Bafuka March 19/ 1913

No. 1249 *Cynocephalus*
52674
♀ TL. 1040. LT. 450. LH. 190. HS. 450.
#4. 60. Skin, skull & leg bones
see Photographs

No. 1250. *Cynocephalus*
52675
♀ juv. TL. 600. LT. 287. LH. 127
HS. 220. #4. 50.

✓
Skin skull, leg bones & tail vertebrae
see Photographs.

March 21

No. 1251.
53274
Bongo.
♀ TL. 2320. LT. 510. LH. 481. HS. 105.
LE. 265. length of horns 620 mm.

✓
Skin & skull & leg bones.
Bongo & skull of foetal specimen.

No. 1252.
53275
53276
TL. 2390. LT. 50. LH. 490. HS. 103
length of horns 54. Skin, skull

No. 1252.
53277
Bongo
Skin of an embryo & complete
skeleton TL. 840. LT. 178. LH. 257
HS. 430. LE. 135.

No. 1253.
53278
Bongo
♀ no measurements.
Skin damaged by cut along side
the head. skull horns 525 mm long.

Bafuwa March 21/1913

No. 1254 Bongo.

53279

♂ juv. TL 2180 LT. 505 LH. 490.
HS. 940. Lr. 28. L. Horns. 330 mm.

Skin & complete skeleton

March 22 see Photographs.

No. 1255 Cephalophus, red, gray, blue back & feet

53071

only eye
collected

very
excellent.

dark behind nose, a patch on
forehead & between the ears,
dark tip of tail. upper lip much
protruding (15 mm beyond
the edge of lower lip). Iris slightly
glossy blackish, Iris dark brown
black break below lacrimal gland.

♂ TL. 790. LT. 110. LH. 187. HS. 335
Lr. 65.

Skin & complete skeleton

March 25 see Photographs.

No. 1256. Cercopithecus. black (with brown
on neck)

52580

♀ TL. 1350 LT. 850 LH. 158 HS. 390
Hr. 37

Skull, skull & leg bones

Bafuka March 25/1913

No. 1257. *Cercopithecus* black same as 1256
52581 ✓
♀ TL. 1290. LT. 770 LH. 150. HS. 310.
#4. 34

Skin, skull & leg bones

No. 1258 *Cercopithecus* ^{arborescens} black
52621 ✓
♀ TL. 1400 LT. 870 LH. 162 HS. 340.
#4. 38.

Skin skull & leg bones

No. 1259. *Cercopithecus* whitebearded.
52418 ✓
no meas. skin & skull

No. 1260 *Cercopithecus*, whitebearded
52419 ✓
no meas. skin & skull.

Hiungara
No. 1261. *Cervicapra* small
53312 ✓
♀ TL. 950 LT. 80. LH. 285. LL. 102. HS. 500.

Skin & complete skeleton

No. 1262 *Cervicapra* small
53313 ✓
♀ TL. 1015 LT. 80. LH. 290. LL. 100. HS. 520.

skin skull & leg bones

No. 01262 *Cervicapra* small
53314 ✓
♀ skull only TL. 900. LT. 80. LH. 260.

No. 1263 *Cervicapra*, small ^{adult}
53315 ✓
♂ ad skin skull & leg bones
TL. 965. LT. 85 LH. 280. LL. 104. HS. 510.

450 Niagara March 27/1913

No. 1264. *Cervicapra* small

53316

♂ juv. TL. 965. LT. 90. LH. 275. L. 99. H.S. 500

Skin skull & leg bones

March 27
No. 1265.

53317

Cervicapra small

♀ TL. 1020 LT. 65. LH. 285 H.S. 570. L. 110

skin & complete skeleton

No. 1266. *Cervicapra*

53318

♀ TL. 990. LT. 82. LH. 290 H.S. 550.
L. 110.

Skin, skull & leg bones

No. 1267

51795

Civetta

juv TL. 610. LT. 225 L. 41. LH. 81.

Skin, skull & leg bones

March 31

No. 1268.

53319

Cervicapra

♀ TL. 1050 LT. 85. LH. 290. H.S. 550.
L. 100.

Skin, skull & leg bones.

No. 1269

53320

Cervicapra (looks like *Ovis*)

♂ TL. 1070. LT. 105. LH. 292. H.S. 560.
L. 100. Skin & complete skeleton

on Photographic.

No. 1270.

53321

Cervicapra *Ovis*

♂ TL. 980 LT. 65. LH. 285. H.S. 585.
L. 105. Skin, skull & leg bones.

Miangara April 6. / 1913

No 1271 Whitebearded monkey (*Cercopithecus*)
52429 ✓
♂ TL. 1260 LT. 675. LH. 165. HS. 441.

~~Sapaka~~ April 11/1913
No. 1272 Whitebearded *Cercopithecus*
52420 ✓
♂ TL. 1225 LT. 735. LH. 158 HS. 335.
H.E. 37.

Skin skull & leg bones
No 1273 *Cercopithecus* whitebearded
52421 ✓
♂ TL. 1395 LT. 850 LH. 172 HS. 325.
H.E. 39. ✓

Skin & complete skeleton.
No 1274 *Cynocephalus*
52676 ✓
♂ TL. 1270. LT. 535. LH. 225. HS. 56.
H.E. 63.

~~Sapaka~~
April 2
No. 1275
53280 ✓
Skin & complete skeleton.
several photographs.

Bongo (Bangana - Azande name)
♂ no measurement

April 5
No 1276
53281 ✓
Bongo
♂ ad. no measurements
skin & complete skeleton

No. 1277
53845 ✓
Giant Pangolin - Manis - flat skin
from the natives killed near Sapaka

Miangara ^{April} 7/1913.

No. 1278 Wildcat
51065

♂ juv. TL. 430 LT. 165. LH 80. LF. 45

April 9
No. 1279
53324

Small Cervicaria

♂ juv. TL. 960. LT. 95. LH. 286 LT. 100

April 10
No. 1280
52430

Skin, skull & leg bones
Cercopithecus white headed

♂ juv. TL. 640. LT. 395. LH. 90. HF. 30.

H.S. 160.

Photo

Skin skull & leg bones

ser. Photographs

No. 1281
52431

Cercopithecus white headed

♂ ad. TL. 1310. LT. 740. LH. 160. HF. 365

H.S. 43

Photo

ser. Photographs

No. 1282 Buffalo (killed north of the lake)

♀ skull only, & hind of head.

black specimen.

No. 1283. carcass, flat skin as the

51945 natives near, spread to be killed

from south of Miangara

No. 1283 Bongo ♀ skull only, from

Bafuka, found by natives.

Miangara Guil 12/1913

- No. 1284. *Cercopithecus whitebearded*
52432 ✓
♀ juv. TL. 660. LT. 400 LH. 94. HS. 173.
H. E. 32.

Skin skull & leg bones

- No. 1285 *Cercopithecus whitebearded*
52433 ✓
♀ TL. 1060. LT. 630 LH. 128. HS. 265.
H. E. 36.

Skin & skull

- No. 1286. *Cercopithecus whitebearded*
52434 ✓
♀ TL. 1040. LT. 600. LH. 132. HS. 305.
H. E. 40.

skin skull & leg bones

- No. 1287 *Blue thicker antelope from*
52747 ✓
Bafuka skull only ♂.

- No. 01287. *Blue thicker from Bafuka*
52748
skull only ♀. (April 3/1913)

Photo see Photographs of the ♂ No. 1287

- No. 1288 *Aepyceros*
53409
♂ TL. 1960. LT. 345 LH. 470. HS. 95

Miangara one Photograph.

- No. 01288 *Aepyceros*, ♂ skull only.
53410
There are only small numbers
(4 or 5 together) about Miangara
but more common northward.

Miangra April 17/1913

No. 1789 *Small cervicapra* *Pringi*

53324
53323

♂ TL. 1020 LT. 75. LH. 284. H.S. 550. Lz. 100

Skin skull & leg bones

No. 01289 *Small cervicapra* *Pringi*

53325

♀ skull only

No. 1290 *Small cervicapra*

53324

♂ juv. TL. 960. LT. 95. LH. 275. H.S. 51. Lz. 110

very small horns.

skin & skull

No. 01290 *Small cervicapra* *Pringi*

53326

♂ ad. skull only long to very much shorter OR 187

No. 1291 *Small cervicapra* *Pringi*

53327

♀ TL. 1070 LT. 600. LH. 145. H.S. 305. H.S. 38

skin & skull

April 18 per. photographs.

No. 1293 *Hydroxyrad*

53828

♂ TL. 465 LT. 18. LH. 75. H.S. 135. Lz. 30.

April 19 Skin & skull.

No. 1294 *Herpestes* white tip of tail [*Echneumira albicauda*]

515 98

♂ TL. 72. LT. 325. LH. 112. H.S. 145.

Lz. 39.

Skin & skeleton, terminal phalanges in the skin

Photographs

Niagara. April 20/1913

No. 1295. *Manis*
53118

♀ TL. 850. LT. from anus 500.
LH. 66.

Study skin & complete
skeleton

No. 1296. *Small cervicopra*
53328

♂ TL. 970 LT. 100. LH. 277. HS. 550
LZ. 97.

Skin, skull & leg bones

No. 01296 *Small cervicopra*
53324

♂ skull only

No. 1297. *Small Terpestes* *Doligale dybowskii*
51608

♀ TL. 490. LT. 212. LH. 60. HS. 390.
LZ. 22.

Skin & skeleton, terminal phalanges
in the skin Photograph.

No. 1298. *Small blue* ^{gray} *Gnibet*, from north
of Niagara, occurs also near
Befunka & I am told even at Toronto

♂ Study skin & skull.

April 26.
No. 1299
53346

Giant *manis*

♀ TL. 1360. LT. from anus 595.
HS. 35.

h.o.

Miangara April 26/1913.

1299. ^{none} ~~small~~ dull blue gray rest of
snout & other naked parts a red
pinkish gray, ventral surface
grayish white. The iris darkish.
The scales on the sides hang very
loosely down when stretched out.

If one tried to unfold the living
specimen it would suddenly
glide its tail along its side,
often ~~with~~ ^{retro-} ~~each~~ ^{active} force so to bend over
easily ^{retro-} ^{active} ^{made} ^{of 3 mm. by 2 mm.} ~~it~~ ^{it} ~~is~~ ^{is} ~~skel-~~ ^{skel-} ~~et-~~ ^{et-} ~~er-~~ ^{er-} ~~al-~~ ^{al-} ~~ly~~ ^{ly} ~~in~~ ⁱⁿ ~~its~~ ^{its} ~~sides.~~ ^{sides.}

Skin & complete skeleton.

The intestine measured 10 in. 80 cm.

^{There is no cecum}
The stomach is practically
divided in two sections, the
cardiac section is surrounded
by strong muscles & resembles
a gizzard, it was filled with
small stones (the largest 5 mm in
diameter) & heads of ants it had eaten.

^{towards the middle}
There is a large ^{towards the middle} ~~colored~~ ^{raised}
patch, the rest of the stomach
is ~~provided~~ ^{provided} with folds, has been

Niangua April 26/1913.

1299

preserved in formalin (No. 1299)
Towards the ^{posterior end} ~~anterior end~~ is a raised
portion, that looks like a sort
of stopper, ~~for the cross section~~ and as it projects
far into the stomach it certainly
is of some assistance in
guiding the food along its
roundish folded surface.

The tongue has also been preserved
in formalin, as well as the
ovaries & the huge glands
on the throat that supply the
slime for the tongue. No. 1299.

Several photographs.

small ^{fruit} ~~curvicauda~~, 1. Parturient
St. 990. LT. 620. LH. 274. #S. 550. 1297.

Skin & complete skeleton.

H. grass, dark with yellowish glands, etc.,
long vibrissae, long hair above
eyes & along ^{back of} neck & back
St. 520. LT. 22. LH. 80. #S. 155.

#. 29. Stomach full of chewed leaves.

Skin & complete skeleton.

Photograph.

April 28

No. 1300.

53330 ✓

No. 1301.

53821 ✓

Parturient.

Miangara April 30. / 1913

No. 01301. Buffalo & Skull only, black hair.

53585
No. 1302 White headed Cereopithecus

5-2439 ♂ TL. 1320. LT. 730. LH. 155. HS. 320.
+ L. 42.

Skin skull & leg bones.

No. 01303 Tagawa (Cepyceros) ♂

53811
May 4 Skull & scalp only.

No. 1303. Reddish monkey

52578 ✓
♂ TL. 780 LT. 385. LH. 115. HS. 270.
L. 40.

May 5 Skin, skull & skeleton

No. 1304 ^{Capitax paludinosus} Herpess, darkish, left hindfoot broken

51614 ✓
No. 01304. Cepyceros.

53412
May 7 ♂ scalp & skull

No. 1305. Snipe, reddish ^{puffed tail} blackbacked ^{duiker}

52830 ✓
♂ TL. 900. LT. 130 LH. 245. HS. 470

L. 78. - small horns, tufted tail

Skin & complete skeleton

No. 1306. Cervicapra small prairie

53331 ✓
♂ TL. 900. LT. 80. LH. 290. HS. 550. LB. 540
L. 104.

Skin & skull.

Niagara May 9/1913.

- No. 1307. *Cervicapra*
5333 2 ✓
♀ no meas. skin & skull
- No. 1308. *Aepyceros*, no meas.
53413 ✓
♀ skin & skull.
- No. 1309. *Aepyceros* ♂ skull only
53414
- No. 01309 *Tragelaphus* ♂ (Bodi) skull only
53265
- No. 1310 *Bongo* ♂, horns only
53282
killed by natives
- No. 1310. *Tragelaphus*, ^{Schikungu} killed by natives
53208
in the neighborhood of Niagara;
the species we collected near Mafje.
The skin, ^{on the horns} was perfectly fresh when
brought to us, but the net. had
May 12 cut the skin to pieces. sex?
- No. 1311. ✓ *Quetonyx*
51141
♂ TL. 710. LT. 355. LH. 66. H.S. 38.
- May 13 prop. like small mammals.
- No. 1312. *Cervicapra*, small (Mkotona mhangwa)
53333 ✓
♂ TL. 970. LT. 80. LH. 293. H.S. 540
LZ. 105.
Skin & skull.
- No. 1312 *Aepyceros* ♂ skull only
53415
- No. 01313 *Aepyceros* ♂ skull only
53416

469 Mangara May 14/1913

- No. 1313. ⁵³³⁰⁰ ✓ Cervicapra (large) - (Mandoo)
♂ juv. no. incos.
Skin skull & leg bones.
- No. 1314. ⁵³⁷³⁷ ✓ Red river hog - ♂ skull only
found at Bafukha, and about
Mangara
- No. 1314. ⁵³⁴¹⁷ ✓ Repyceos. ♂ juv. very small horns.
TL. 1460. LT. 240. LH. 400 H.S. 725
Skin & skull.
- No. 1315. ⁵³⁴¹⁸ ✓ Repyceos. ♂ juv. small horns,
only slightly curved; skull only
- No. 1316. ⁵³³⁰¹ ✓ Cervicapra (large) Reedbuck
♀ Skin & skull no measurements
- No. 1316. ⁵³³³⁴ ✓ Cervicapra (small) Oribi
♂ Skull only, one horn broken
- No. 1317. ⁵³³⁰² ✓ Cervicapra large
♀ TL. 1610. LT. 250. LH. 415. H.S. 135. 14147
Skin skull & leg bones.
- No. 1318. ⁵³³³⁵ ✓ Cervicapra small
♀ TL. 1050. LT. 200. LH. 285. H.S. 555
Skin skull & leg bones
- No. 1319. ⁵¹⁴⁷⁸ ✓ Mandrill
♀ TL. 960. LT. 520 LH. 977 LL 39
Skin & skull
- 460

Mianzara May 1913

No 1320.
53303

Cervicapra large

♂ T. 1490. LT. 200. LH. 420. HS. 86.

Skin, skull & leg bones

These Antelopes show a predilection
for short succulent grass. Their explanation
their preference for certain marshes

Where they may be regularly be seen
grazing in the morning & towards
evening. Though widely distributed
they are nowhere common & seldom

observed in groups of five, single
specimens & pairs are usual.

During the heat of the day they are
resting in high grass or near bushes

& invariably cause great surprise
as they come from their ~~hiding~~
^{often at only a few yards distance}

place ~~resting~~ ^{hiding} safely in long
& elegant caps. A curious

fact is that the mother may
run off leaving her helpless

calf behind but these young animals
^{& motionless squat on the ground}
may actually stepped upon before
they even move & only too often

Mungara June 1913.

No 1320. fall into the hands of natives
which are well acquainted with
their habits. On the other hand
we saw several single specimens
run out of their cover & stare
on the intruders for a few
moments before taking to flight.

No 1321 small cervicapsa *Orelli*
53336 ✓ ♂ TL. 1030 LT. 88. CH. 295. #S. 56
Skin & skull

No 1322 small cervicapsa *Orelli*
53337 ✓ ♀ TL. 1040. LT. 90. CH. 285. #S. 55.
Skin & skull

June 3
No 1323. *Cephalophus* (Mbiri - Grande Muri
Adi - Medjei)

53144 ♀ TL. 1630. LT. 190. CH. 363 #S. 815
Lz. 120. The left horn injured

Complete skeleton, no skin/skull

Taken north of Mungara by natives
of Mungara, found near Jahulaka
near Wampersbachovenville
30 miles north of the Kibali River
usually only along forested

Manzana June 3/1913.

No. 1323 swampy galleries, where muddy
sites are abundant. It
swallows chiefly fruits often
whole but. I have taken out
of the ^{phorid} ~~phorid~~ a piece of a larger fruit of
55 x 37 mm in diameter.
Hunting is extremely difficult
as they only occur singly
or in pairs ^{as exemplified} by the peculiarities
of the habits of this Antelope. It makes
it nearly impossible to approach
it without being heard first.
The natives hunt it by means
of long nets which are set
across the swamps, the animal
is then hunted further up -
or downward by another party
of natives who slowly but noisily
advance. If the Antelope
jumps into the nets
those hiding near the nets
as guards rapidly spear it.
Saw one of the skin which is very
rich used on a broad band to
carry a child in it (near Yachukuk).

Miangara June 3/1913

- No. 1323 Cephalophus (Minoor Adi)
53145 ♀ Skull only - broken
killed by natives north
of Miangara.

- No. 1324 ✓ Hylochoerus
53693 sex(?) skull from Mungu.
The black forest pig occurs
as far northward as Bafuka
where I have seen the tracks
of a skin of one, killed
by the natives of Bafuka.

- No. 1324 ✓ Tachal ♀ skull only
52057 from Bafuka. It was quite
curious to me to notice the
superstitious fear that be-
lieved Chief Bafuka. We were just
sitting together in the evening
when suddenly the silence of
the village was disturbed
by the yelping sounds
that I believed to come from
a dog. Bafuka at once sent
one of his servants to find

out of was trembling of fear
when he ~~was~~ reported it was
a Jackal that had been taken
home by some woman of
his in the belief of being
dead. It had sneaked about
the natives in the evening
before when they were out
gathering termites. Rey
laid some termites for him
on a trap that caught the Jackal
promptly & after having ~~widely~~
struck him, took it to
the village. Rey have a habit
of throwing animals like
this empty in the fire to
sing off the hair. The woman
in question threw the Jackal
on the heap of fire, but he
started suddenly to yelp
& tried to run away, was
caught again & then brought
for the chief still alive. ~~Rey~~

Bafuma

No. 01324 had lost a daughter just the day before & then said, why who is doing me all these bad things somebody else is dying or I am getting close to death because the jackal is not dead yet either. I heartily joked about & killed the animal in saying to him, the 'bad spirits are all dead now? he chuckled but was really seriously worried & soon left. Three weeks after I had left, Bafuma actually nearly died of a sore in his throat & let me tell by his son that I should give him some medicine. The yelping only of a jackal in the neighborhood of a village gives serious troubles to these natives. This fear is widely distributed in these regions where the jackal is by no means common.

Siangara June 5. 1913

- No. 1325 ✓ *Apelles white tailed* [*Echneumia albicauda*]
51599 ♂ juv. TL. 500. LT. 195. LH. 90. H. 33
- No. 1326. ✓ *Whitebearded monkey*
52437 ♂ juv. TL. 625 LT. 368. LH. 90
H.S. 150 LH. 35

June 10. Skin

- No. 1327 ✓ *White bearded monkey* *Cercopithecus*
51025 ♂ juv. TL. 520. LT. 320 LH. 75. H.S. 110.
LH. 29.

Notes

- No. 1328 ✓ *Potomogale* TL. 425. LT. 175. LH. 40.
51160 H.S. 51. LH. 20.

Skin prepared like small mammal.
Skull damaged.

Stomach contained a much
chewed up small catfish.

- June 26/29/13
No. 1329 ✓ *Cercopithecus*, white chr tufts
52566 ♀ TL. 1040 LT. 630. LH. 120. H. 32.
H.S. 255. Red tailed

Notes

Skin, skull & leg bones
see Photograph. (iris light brown)

- No. 1330. *Cercopithecus* same as above.
52526 ♀ TL. 915. LT. 560. LH. 115. H.S. 230.
♂ Skin, & skull.

Bunga June 29/1913

No. 1331.
52716

Potto.

TL. 297 LT. 55. LH. 65.
H.S. 105. 12. 23

Potto ^{Spine small & leg bones}
No. 1332 * ^{Large horns. N. 22 re.}
53068
Darker brownish red with
black dorsal stripe enlarged
above the pelvic reg. white spot
above eyes. (Kumbili)

Photo
TL. 1020. LT. 115 LH. 225 H.S. 485
14. 70.

caught by the natives, acetum
cut off. nat. name. Kumbili

Skin & skull (see Photograph)

No. 1333.
52704
blue gray darker

Photo
♀ TL. 785. LT. 115 LH. 180. H.S. 350

No. 0/1333 - small embryos of above in alcohol jar
No. 1334
52705
Darker as above as 1332 Kumbili

♀ TL. 1060. LT. 110. LH. 235. H.S. 474
14. 74. large embryos see to 1335

Photo
see Photographs

Skin lacks hair on left side of
neck.

Skin & complete skeleton

Photo July 1913

No. 1335. ^{1 of preceding specimen} Duck, large embryo of ♂ study
52928 skin

♂ TL. 420. LT. 42 LH. 128. HS. 25.
LG. 45.

flat skin & skull.

No. 1336. ⁵²⁸³⁶ Duck black dorsal stripe
* ✓ striped tail (Muscicula)

♂ (juv) TL. 945. LT. 118. LH. 230.
HS. 460. LG. 82.

Photo.

Skin & skull

see Photographs by J. S. Brown

No. 1337. ⁵²⁹⁵⁸ Red swamp-duck, elongated hump.
✓ (Babimada (to not. not. Babimada))
♂ 960. LT. 160. LH. 256 HS. 455

Photo

LG. 77. nat. Babimada

see Photographs.

skin, skull & leg bones.

No. 1337. ⁵²⁹⁵⁹ Skull of a large specimen ♂

No. 1338. ⁵³¹⁵⁹ Mbit (Adi-antelope) yellow back ^{Ember}

♂ juv TL. 1260. LT. 100. LH. 320 HS. 600
LG. 108. was as yellow back Timber

Photograph of ext spec.

Photo Study skin, (badly damaged!)
A skull

470
Poho August 1, 1913

No 1339 ^(excl Harry / Aug) ~~Littell~~ ^{Tyramituli} Quicks (same as No 1334)
52922 ✓ Dist. C. 850. LT 85. L# 220. H.S. 430.

Gladys skin & skull

colobus, whitebearded (Whitakers)
52199 V TL 685. LT. 425. CH. 103. #5185.

Photo ⁸⁻⁷⁻⁶⁰ Skin, skull & leg bones

No 1347. *Melanerpes formicivorus*, bluegray Duet
52766 large patches of white
♂ TL 73.0 CT. 77. LF. 172 HS. 32

Aug 2 Skin & skull Reptiles

no 1342 Red River hog
33742 ✓ Found TL. 450. CT. 135. LH. 95. PS. PS.
Skin & skull.

No. 1343 Red River hog
53743 ♂ juv. Tl. 390. LT. 25. LT. 85. H.S. 170.

No. 1354 Red River hog
53744 ✓ ♂ juv no measur.

528157
No. 1345. Smiley, Michael
♂ TL. 980. WT. 145. CH 245. H.S.
495.

Skull damaged near
neck

Peto August 3/91

No 1346. *Trupen* (Mbaele)

* 52853
✓ ♂ TL. 1020 LT. 145. LH. 243. HS. 455
Skin & skull

No 1347. *Dreckerius* (Mbaele)

53654
✓ ♂ TL. 860 LT. 125. LH. 170. HS 325
LE. 53 Agomoshin
Skin & skull (broken)
mouth damaged

No 1348 (Mbaele) *Dunker*

52858
* ✓ ♀ TL. 1020. LT. 145. LH. 250.
HS. 500. LE 83. large embryo.

No 1349 large embryo of above.

52860
* ✓ ♀ TL. 430. LT. 65. LH. 135

Aug 4.
flat skin & skull.

No 1350. giant manis

53839
✓ ♀ TL. 1240 LT. 55. LH. -

skin & skull

The skin on the head spoiled.

& cut by the natives who caught
it. skull broken.

No 1351. wild cat

51972
✓ ♂ juv TL. 465. LT. 175. LH. 65.
LE. 44 Skin & skull.

Poko August 1913

- No. 1352 Bongo ♀ no meas.
53283 ✓ skin & skull
- No. 1353 Bongo ♀ no meas.
53284 ✓ skin, skull & leg bones
- No. 1354 Bongo ♂ juv.
53285 ✓ skin, skull & leg bones
- No. 1355 Sifidunga ♀ no measurements
53222 ✓ skin skull & leg bones ^{complete skeleton}
- No. 1356 Sifidunga ♀ juv. skin, skull
53223 ✓ & leg bones. no meas.
- No. 1357 Sifidunga ♂ juv. skin, skull
53224 ✓ & leg bones. no meas.
- No. 1358 Colobus black with white whiskers
52200 ✓ ♂ skin, skull & leg bones
- No. 1359 Colobus black with white whiskers
52201 ✓ skin skull & leg bones
- No. 1360 Colobus, black with white whiskers
52202 ✓ & skin skull & leg bones
- No. 1361 Cercopithecus white cartilag ^{white} bellied
52525 ✓ ♂ skin skull & leg bones
- No. 1362 Triller (Macleay) (Naure)
53070 ✓ skin, skull & leg bones
tail cut off by the dogs.

Poko August 1913

- No. 1363 Drinker (Mbaale)
52861 * ♀ Skin & complete skeleton
- No. 1364 Drinker (Mbaale)
52862 * ♂ Skin & complete skeleton
- No. 1365 blue gray Drinker
52767 ✓ ♂ skin skull & leg bones
- No. 1366 blue gray Drinker
52768 ✓ ♀ skin & skull
- No. 1367 small ting Indolops with white
53203 ✓ spot on ear (Mbaale)
skin & complete skeleton
- No. 1368 black Cereocerus
526209 ✓ ♂ Skin skull & leg bones
- No. 1369 Drinker - (Kumuli)
52424 ✓ ♂ Skin & complete skeleton
- No. 1370 Drinker (Kumuli) full horned
52863 * ♂ TL. 1030. LT. 110. LH. 240. HS. 46. LG. 75.
one horn broken
- No. 1371 (Mbaale) Drinker Red Brown
52425 ✓ ♂ TL. 1000. LT. 140. LH. 247. HS. 48.
- No. 01371 * Skin & complete skeleton
52864 ✓ skull only of No. 01371
- No. 1372 (Mbaale) Drinker Blue gray
52769 ✓ ♂ Skin & skull & leg bones
- No. 01372 Skull of a leopard
52041 ✓

Poko August 1913

No 1373. King Antelope white spots on ear
53204
♀ juv. no meas. Skin, skull & legbone

No 1374. Sinker (Kumbili)
52925
♀ TL. 1060. LT. 130. LA. 245. HS. 515.
Lz. 75.

Aug 9
No 1375. Sinker (Kumbili)
52924
♀ TL. 940. LT. 110. LA. 225. HS. 465
Skin & skull

No 1376. Sinker (Mhaele) ^{rubbed tail}
52865
♂ TL. 970. LT. 157 LA. 235.
HS. 475. Lz. 87.

No 1377. Sinker (Mhaele)
52866
TL. 980. LT. 160. LA. 250
HS. 475. Lz. 82.
Skin, skull & legbone

No. 01377. Leopard seed? / skull only
52042
from the neighbourhood of

Aug 10
No 1378. ^{giant} Mems ♀ juv. TL. 810. LT. 380. from
53861
anns. see the series of photographs
Photo. Skin & complete skeleton

Poko Aug. 11/91/5

No. 1379 bluegray Squirrel No measurements
52770 skin & skull (broken)

No. 1380 bluegray Squirrel no meas.
52771 skin, skull & leg bones

No. 1381 bluegray Squirrel
52772 ✓ ♂ TL. 720. LT. 100. LH. 179. HS. 350.

No. 1382 Marmoset
53937 ✓ ♂ TL. 1027 LT. 600 LH. 68.

Skin & complete skeleton

No. 1383 Squirrel (Mbaele)
52867 ✓ ♂ TL 1040. LT. 143 LH. 244.

Photo HS. 460. LG. 84. see Photographs.
Skin, skull & leg bones

No. 1384 Squirrel (~~Proton~~ or Marmoset - not known)
53069 ✓ ♀ no measurements Large horned

Aug 12 Skin, skull & leg bones.

No. 1385 Squirrel ♀ juv. no measurements
52868 ✓ brought by the natives with
No 1384, but this is probably
~~another species~~ pubes tail
skin, skull & leg bones

No. 1386 Sitotunga
53225 ✓ ♂ juv. TL. 1390. LT. 270. LH. 468. HS. 765.
458.

Poko, Aug 24/13.

No. 1386. L. 140. Length of claws from
base of growth to tip of forefoot
meas. on top. 81 mm.

Photo on hindlimb 72 mm.
one forelimb ~~also~~ stiff
Skin, skull & leg bones

Aug. 14 All Photographs

No. 1387. Smaller Suffed tail (Macle)
* 52869 V TL. 1030. LT. 155. LH. 250. HS. 450.
LE. 90.

Skin skull & leg bones

No. 1388. Blugway triher
52773 V TL. 730. LT. 75. LH. 172. HS. 32.
LE. 54.

Skin, skull & leg bones

No. 1388 Tylochoerus? skull only & tail
53691
No. 1388 Tylochoerus juv. sex? skull
53692 only

No. 1388 Tylochoerus. the tail only from
53691 the larger specimen

No. 1389 Potamochoerus Skin, skull & leg bone
53745 & juv TL 425. LT. 150. LH. 20. HS. 185.

No. 1390. Potamochoerus & juv TL 380. LT. 130. LH. 4.87. HS. 186. LE. 54
53746 V Skin skull & leg bones

Poko Aug 20 1913

No 1391. *Tricker* - *Mbaele* -
52870 * ✓
♂ TL. 980. LT. 120. LH. 220. HS. 460.
Lg. 80 Skin & skull.

No 1392. *Whiteheaded cercopithecus*
52445 * ✓
♂ ad. TL. 1215. LT. 685. LH. 157. HS. 295.

Aug 23
No 1393. *Herpestes*, ^{*Cynogardus alexandri*} pepper & salt, long
57444 * ✓
hair along back.

♂ TL. 745. LT. 205. LH. 90. HS. 145.

Skin skull & leg bones

No 1394. *Mbaele*, 1 Horn broken
52871 * ✓
♂ TL. 1030. LT. 140. LH. 242. HS. 450.

Aug 29
No 1395. *Mindinia*
51479 * ✓
♀ TL. 945. LT. 475. LH. 88. HS. 172.

Okengai Skin & skull.

No 1396. *White bellied monkey*
51026 * ✓
♀ JW. TL. 583. LT. 370. LH. 75. HS. 226.
Left ear somewhat damaged
Prep. like small mamm.

Sept 7
No 1397. *Tricker* (*Mbaele*)
52774 * ✓
♂ Study skin & skull
no measurements

Akengai Sept 8/1913

No. 398 (Babunda) Red Swamp Duck
52930 ✓
♀ TL. 1030. LT. 145. LH. 263. HS. 435.

Skin & complete skeleton

No. 399. Duck with tufted tail (Mbaele)
52775 ✓
♀ TL. 1020 LT. 134. LH. 248. HS. 457.

Skin, skull & leg bones. complete skeleton

No. 1400. (Bangana) Bongo

53266
Sept 9
No. 1401. (Bangana) Bongo
53267 ✓
♀ skin & complete skeleton
facial open.

of above

Sturdy skin & skull only

No. 1402. ✓
51137

Cricetomys
♀ TL. 750. LT. 420. LH. 72. LG. 41

prop. like small mammal

Sept 10
No. 1403. Red forest pig

53644 ✓

♀ juv. TL. 525. LT. 162. LH. 102.
LG. 65.

Skin & skull.

No. 1404. Manis

53873 ✓

♂ TL. 765. LT. 447. LH. 58. HS. 96.

Skin, skull & leg bones.

Sept 11
No. 1405. (Koure) Duck, short haired
52990 ✓
on head & neck & shoulder
Large horned

Akroger Sept 24/1913

No. 1405. with large tuft behind the horns
sloping a forward direction.

♀ TL. 1060. LT. 134. LH. 240.
HS. 475. LL. 83.

The tail (laterally) flattened
with tuft., the hoof on the
upper side somewhat concave
(the tip thus turned upward)
the nose dark gray. Chin,
about lacrimal gland, about
eyes around mouth, pinkish.
Iris dark brown.

Left ear "torn". all Photographs

& Skin & complete skeleton

[*Crossarchus alexandri*]

No. 1406. ✓ *Herpestes* (the young of the species
like No. 1393)

♀ juv. TL. 320. LT. 133. LH. 52. LL. 19.

[*Crossarchus alexandri*]

No. 1407. ✓ *Herpestes* ♂ juv. TL. 310. LT. 120. LH. 53.
LL. 18.

[*Crossarchus alexandri*]

No. 1408. ✓ *Herpestes* ♂ juv. TL. 290. LT. 122. LH. 45.
LL. 17.

All three stuffed like small mammals.
Taken by natives from a hole in
an old stump, close to the ground.

480
Menge Sept 12/1913

No. 1409
51720

Ahoua

♂ TL. 675. LT. 227. LH. 75. LE. 35. HS. 130.

Skin, skull & leg bones.

see Photographs.

The specimen was alive, but very untractable. It put its tail usually on the back & by vibrating it rapidly, produced a noise like a big rattlesnake.

Sept 13
No. 1410.
51028

White nosed, red tailed Cercopithecus

♀ TL. 1110. LT. 690. LH. 132. HS. 36.

Skin skull & leg bones

No. 1411 ✓
51027

Young of above

♀ juv. TL. 555. LT. 355. LH. 79. HS. 28.

Stuffed like small mammals.

No 1412. Black fronted Cercopithecus (Resalix
52349 in legend)

Photo ♀ TL. 1194. LT. 800. LH. 141. HS. 20.

Skin, skull & leg bones.

see Photographs.

Sept 14

No. 1413
51380

Cynocephalus

♂ ad. TL. 1335. LT. 585. LH. 234.

HS. 535. HE. 64

Orange Sept 4/913

- No. 1413. Skin, & complete skeleton.
family common in these forests.
Stomach contained only vegetable
food, fruits from trees.
Reys are extremely shy & difficult
to approach.

No. 1414.
53874

Mavis

♂ TL. 980. l.t. from anus 585.

Sept 13

- No. 1415.
52937 Red Swamp Duck (Babinda)
♀ TL. 1075. LT. 47. LH. 254. LT. 162
LE. 57.

Study-Skin & complete skeleton.

No. 1416.

Red Brown
52873

Duck (Molochroa)

thick-necked, brownish with
dark back, two spots of yellowish
near the

Photo

- ♀ TL 795. LT. 85. LH. 293. LE. 74. HS. 41.
Skin & complete skeleton,
the skin somewhat damaged
as it had been caught in net
& much of its skin on the limbs &
top of head have been rubbed off
in the struggle of freeing itself.
Stomach contained the seed of large flat herbaceous plant.

Akunge Sept 15/1913.

No. 1417. *Chimpanzee*

51278

♂ ad. TL 840. LH. 247. HE. 66.

Sitting height 73.

Photo

Skin & complete skeleton

Black face hands & feet,
the latter two with pinkish
spots

see Photographs.

No. 1418.

52350

Blackfouled Cercopithecus (Arali)

♀ TL. 1310. LT. 875 LH. 135. HE. 44.

H.S. 255.

Skin, skull & leg bones

No. 1419.

51028

yg of the above.

♂ juv. TL. 690. LT. 455. LH. 88.

H.S. 145. #2. 35.

Stuffed like small mammals.

No. 1420.

5278

Burmer (tufted tail)

♀ TL. 1085. LT. 185. LH. 245. H.S. 465.

LH. 82.

Skin, skull & leg bones

No. 1421.

5277

foetal specimen of the above

♀ TL. 435. LT. 65. LH. 150. LH. 55.

H.S. 245.

Skin flat & skull.

No. 1421

53695

Red River hog - Skull only

Orange Sept 16/1913

No. 1422 (Mbaele) (tufted tail) Dukker
52778 52778
* ✓
♂ ad. TL. 1020 LT. 145. LH. 242.
HS. 435. LE. 87.

No. 1423 *Herpestes* ^[*Crossarchus alexandri*] pepper & salt, hair
51645
✓
White tipped, pink nose.
♂ TL. 680. LT. 313. LH. 86. HS. 165.
LE. 27.
Skin

No. 1424 Dukker (~~Mbaele~~) Kumbili
Rey Brown
52814
♀ TL. 1055. LT. 125. LH. 243. HS. 54.
LE. 78. Had a small fetus on water.
Skin, skull & leg bones.

No. 1425. small fetus of above in formal.
52815

No. 1425. Dukker (tufted tail) Mbaele
52779
*
Skull only - same as No. 1422.

No. 1426. *Hylomys*
53660
✓
♀ skin & skull only, skin somewhat
damaged no meas.

No. 1427 ♀ juv. large Dukker (Mbiri) no meas.
53724
✓
Skin skull & leg bones

No. 1428. ♀ leopard (the small variety) (no meas.)
52033
✓
Skin skull & leg bones

Wenger Sept 17. 1913

No. 1429 Leopard

52034

♀ juv. Skin, skull & leg bones.

No. 1430. Red Swamp Snicker

52932

♀ Skin & skull & leg bones.

No. 1451

52933

No. 1432.

52934

No. 1433.

53160

smallest snicker in Reforest (Mekong)

♀ Skin & skull

No. 1434

52875

Duck, small Duck-necked (Mekong)

♀ Skin & complete skeleton

No. 1435

52935

Red Swamp Duck - Skin & skull.

No. 1436

51094

Herpess (stuffed like small mammal)

Sept 18.

No. 1437.

51114

Photo

Akernua

♂ TL. 545. LT. 185. LH. 67. LA. 32. HS. 15

Skin, skull & leg bones

No. 1438

52780

Duck, buffed tail (Mekong)

♀ TL. 955. LT. 135. LH. 245. LA. 85. HS. 75

Skin, skull & leg bones

No. 1439

Red Swamp Duck

52976

Duck (Mekong)

♂ TL. 1090. LT. 140. LH. 220. HS. 435. LA. 77.

Skin & complete skeleton

has good bones.

Uganda Sept 18912

- No 1440. *Dorcaterium* (Muliha)
53599
Photo ♂ TL 715. LT. 120. LH. 162 LG. 48. HS. 275
Skin, skull & leg bones
- No 1441. *Dorchester* (Mumbili)
Red Brown
52377
TL 1020 LT. 122. LH. 245. LG. 72
Skin & skull
red Swamp Duck
- No. 1442. *Babunda*
52936 ✓
♀ TL. 1040. LT. 162. LH. 254. LG. 87.
Skin, skull & leg bones.
- No. 1443. *Maris* ♀ TL. 670. LT. from anus 410.
53815
Skin & skull
- No 1444. *Maris* ♂ TL. 770. LT. 465.
53876 ✓
Skin, skull & leg bones.
- No 1445. (*Babunda* / *Red Swamp Duck*)
52937 ✓
♀ juv. TL. 745. LT. 120. LH. 240. HS. 380
Skin skull & leg bones
eyes reddish brown black lined under
- No 1446. *Wholo* - Skin skull & leg bones
52878 ✓
♀ juv. TL. 750. LT. 85. LH. 107 LG. 66. HS. 380
- No 1447. *Maris*
53877 ✓
♀ TL. 875. LT. 520. LH. 60. HS. 120.
Skin & complete skeleton.
- No 1448. *Blackfronted Cercopithecus* ^{colored with}
52351 ✓
(*Parali*) ♀ juv TL. 1010. LT. 635. LG. 17

Akenge Sept 22/913.

No. 1448, H.S. 225. H.E. 35.

Skin skull & leg bones.

No. 1449
52.633

Blackfaced gray monkey (resembles
in color of hair that of *Cynocephalus*)
found chiefly along the
smaller river courses. Cercoides

The first spec. collected. The
grande call it (Naparago)
♀ juv. TL. 820. LT. 495. H.S. 225.
LH. 125. L. 35.

Skin skull & leg bones.

No. 1450
52.938

(Balandia) Red snearp Hunter
♂ ad. TL. 980. LT. 165. LH. ~~262~~ 262

H.S. 525. L. 87.

Skin skull & leg bones

No. 1451
43.125

Large Hunter (Mbiri) yellowbuck
♀ TL. 1670. ^{LT. 120} LT. 360. H.S. 790. L. 105.

No. 1452

Skin skull & leg bones

(Mbiri) large Hunter (foetal spec.
of the above female)

Skin & skull

♀ TL. 625. LT. 55. L. 200. H.S. 365. L. 64
was close to date of birth

Orange Sept 23/913.

- No. 1453. Blackfronted Cercopithecus / Kasali
52353 ✓ ♂ TL. 1540. LT. 995. LH. 177. HS. 380
#2. 43.

Skin skull & leg bones

- No. 1454. Whitebellied Cercopithecus (Tuge)
52480 ✓ ♂ TL. 1290. LT. 855. LH. 177. HS. 300
#2. 36.

Skin skull & leg bones.

- Sept 28 (Orange) ^{Orange}
No. 1455. Blackfronted Cercopithecus / Kasali
✓ ♂ TL. 1510. LT. 990. LH. 165. HS. 330.
#2. 48.

Skin & Skull & leg bones

- No. 1456. Reddish brown Colobus
52256 ✓ ♂ TL. 1195. LT. 690. LH. 187. HS. 340
#2. 37.

Skin & skull. (Torn by bullet)

- No. 1457. Reddish Colobus
52257 ✓ ♀ TL. 1320. LT. 750 LH. 202. LH. 38.

Skin & skull. (Torn by bullet)

see the large foetal spec. No. 1461.

- No. 1458. Hunter (Reddish, dark on shoulders)
52991 ✓ short eared or head & shoulders
♀ TL. 1085. LT. 180. LH. 248. HS. 57.
Skin, skull & leg bones. Large horned
Naurea

Akanga Sept 26. 1913.

No. 1459 *Crictomys*

51138

♀ TL. 655. LT. 367. LH. 70. LE. 39.
prep. like small mamm.

No. 1460. *Atherura*

51722

♂ TL. 650. LT. 208. LH. 75. LE. 40

Skin skull & leg bones.

No. 1461 *Pardalis Colobus*

52258

♀ fecal spec. of No 1457.

flat skin & skull.

Dark on head dark flat runs down
middle of back gray on sides whitish
on ventral surface of extremities
bluegray under of limbs

No. 1462.

52718

♀ TL. 720. LT. 115. LH. 174. H.S. 315. W. 52.

Skin & skull & large foetus all as No.

No. 1462.

preparation of bluegray under No. 1462: female.

No. 1463.

52720

♂ TL. 683. LT. 85. LH. 177. LE. 52.

Skin skull & leg bones

No. 1464.

Mleegio ^{Living antelope} ~~Capreolus~~ ^{mountain} ~~Capreolus~~ ^{mountain} ~~Capreolus~~

53161

♂ TL. 592. LT. 85. LH. 173. LE. 49.

Study skin & skull ^{lost} ^{as sample}

The tail laterally compressed

hairs below on underside

blackfronted Cercopithecus Nasali

No. 1465.

51029

Akenze Sept 27/1913

No. 1465. ♂ juv. TL. 548. LT. 358 LH. 77. HS. 31.
Prep. like small mamm.

No. 1466. ⁴³¹²⁷ large trunka (Mbwa)
♀ TL. 1500. LT. 160. LH. 360. HS. 780.
LS. 110.

Skin & complete skeleton
No. 1467. ⁵²⁵⁹⁶ Black eucerebus (Mbwa)
♀ TL. 1425. LT. 845. LH. 165. LS. 39.
Skin & complete skeleton.

No. 1468. ⁵²²⁵⁹ reddish colobus (Borgia)
♀ TL. 1240. LT. 705. LH. 180. HS. 39.
all large foetus, next no.
Skin & skeleton & leg bones.

No. 1469. ⁵²²⁶⁰ reddish colobus
foetus of above (♂) TL. 395. LT. 214. LH. 65.
flat skin & skull

No. 1470. ⁵²⁹³⁹ reddish Spermoph. trunka
♂ TL. 990. LT. 168. LH. 268 HS. 440.
LS. 86. (265)

Skin, skull & leg bones.
No. 1471. ⁵²⁷⁸¹ Black backed tufted tail trunka
(Mbwa)

♀ TL. 1040. LT. 135. LH. 245. HS. 465.
LS. 83. Skin, skull & leg bones
large foetus see next no. 1472.

490
Nkenge Sept 27/1913

No. 1472. Tufted tail Sinker (Mbric)

52782

* footus of preceding No. 1471.

♀ TL. 520. LT. 55 LH. 175. CG 64. HS. 28.

Skin & skull.

No. 1473. Large horned Sinker (Maire)

52992

♂ TL. 1065. LT 155. LH. 243. HS. 455. CG 92.

Skin & complete skeleton.

Photo

several Photographs

No. 1473. Large horned Sinker

52993

♀ Skull only.

No. 1474. Red Colobus

52261

♀ TL. 1190. LT. 710 LH. 173. HS. 34. CG 35.

Skin skull & leg bones.

No. 1475. Large Sinker (Mbric)

43128

♀ TL. 1570. LT. 145. LH. 343. HS. 650.

CG 110.

Skin skull & leg bones

No. 1476

53944

Forcatherium ♂, Skull only

No. 1476

53600

Forcatherium (Red & Large footus)

♀ TL. 910. LT. 147. LH. 175. CG 55.

Skin skull & leg bones in formaline

No. 1476

52109

Large footus of Forcatherium No. 1476

No. 1476

52354

a fairly large footus in formaline

No. 1477

52354

Chacali / Cercopithecus Black squirrel

♂ TL 550 ~~LT 175~~ ^{LT 170} LH. 120. CG 45.

Skin skull & leg bones

490

Sept 28 / 1915 Akeng

no 1478 * ⁵²⁹⁹⁴ large horned Sinker
✓ TL. 1040. LT. 150. LH. 242. HS. 450.

44'

Skin skull & leg bones.

no 1479 ⁵²⁵⁸³ Brownish red Sinker Black back
(Kumbili)
✓ TL. 980. LT. 113. LH. 226. HS. 475.

LE. 70. Skin skull & leg bones.

no. 1480. ⁵²⁷²¹ (Mburukhu) Blue gray Sinker
✓ TL. 775. LT. 110. LH. 175. HS. 345.
LE. 53. - Large factors as next no.

Skin skull & leg bones

no. 1481. ⁵²⁷²² Blue gray Sinker (foetus)
✓ TL. 356. LT. 50 LH. 122. HS. 45.

Flat skin & skull

no 1482 ✓ ⁵¹⁰³⁰ Cercopithecus (black occipital)
♂ juv. TL. 610. LT. 400. LH. 81. LE. 31. PS. 220.

Prep. like small mammals

no 1483. ⁵²⁸⁷¹ Brownish red Sinker (Kumbili)
✓ TL. 870 LT. 100 LH. 214. HS. 415. 465.

Skin skull & leg bones

no 1484 ⁵²⁸⁸⁰ Brownish red Sinker Kumbili
Red Brown
✓ TL. 1100 LT. 115. LH. 240. HS. 480.

Skin skull & leg bones

no 1484 - Sinker as above
⁵²⁸⁵¹

Ukuzge Sept 28/1913

No. 1485
51996

Caracol (Guinea) 9 Nandoro.
♂ (juv) TL. 835. LT. 265. LH. 165. HS. 29
E. 52. (very reddish)

Skin skull & leg bones

Had eaten a young Blue Gray
Guinea, its stomach was filled
up with meat, the skin & also
the boots. (no skull & no
rib bones)

No. 1486.
52634

Black faced (Ngarago) ^{prob. named by Zundel}
Photo. ♂ TL. 1280. LT. 740. LH. 175. HS. 360.
H.S. 430.

Skin & complete skeleton -
light brown vis. a curious
circular twist on forehead, showing
the skin (as the hair from a female
like depression)

No. 1487
53129

Large tinker (Moro) yellowish
♀ TL. 1520. LT. 150. LH. 362. 14.113 HS. 790

Skin & skeleton

Stomach contained the kernels
of ^{large} beanlike fruits. often
large pits entirely intact

Orange Sept. 28/1913

No. 1488
52481

V

White bellied Cercopithecus white ear tips
(Tuga = Gendename)

♂ TL. 1050. LT. 670 LH. 125. HS. 240. Ht. 32.

Skin skull & leg bones

No. 1489
52723

Bluegray Sinker (Mburiki)

♀ TL. 780 LT. 115. LH. 177. HS. 240
Lg. 56.

Skin, skull & leg bones

No. 1490
52788

Tufted tail Sinker (Mbaale)

♀ TL. 1040. LT. 165. LH. 235. HS. 460.
Lg. 85.

Skin skull & leg bones

No. 1491
52638

Blackfaced Cercopithecus (Ngarego)

♀ TL. 1080. LT. 630 LH. 152. HS. 320.
Ht. 36.

Skin skull & leg bones.

No. 1492
52852

Blackbacked ^{large} Reddish Sinker (Mumloti)

♀ TL. 1100 LT. 140. LH. 245. HS. 520. Lg. 80.

Study skin & skull of horn bones

No. 1493
52636

Blackfaced Cercopithecus (Ngarego)

♀ TL. 870. LT. 545 LH. 132 HS. 262 Ht. 37.

Skin skull & leg bones.

found chiefly along the watercourse.

Ukenge Sept 29 / 1913

No. 1494 ⁵³¹³⁸ Largest Duiker (Mburo)
♂ juv. TL. 1040. LT. 90. LH. 304. HS. 525
LE. 95.

Skin skull & legbones

No. 1495. ⁵²⁵⁹⁷ Black Cercopithecus (Mbura)
♀ TL. 1300. LT. 800. LH. 167. HS. 335.
HE. 40.

Skin, skull & legbones

No. 1496. ⁵²¹⁴⁰ White bearded Colobus (Mombi)
♂ TL. 1200. LT. 745 LH. 165. HS. 32 HE. 43.
Skin skull & legbones

No. 1497. ⁵²⁷⁸⁴ Tufted tail Duiker (Mbaele)
♂ juv TL. 795. LT. 122. LH. 220 HS. 360
LE. 75.

Skin, skull & legbones.

No. 1498. ⁵²⁷⁸⁵ Tufted tail Duiker (Mbaele)
♀ TL. 1085. LT. 165. LH. 240. HS. 435. LE. 80.

Skin skull & legbones

No. 1499. ⁵²⁷²⁴ Blue gray Duiker
♂ ad TL. 760. LT. 125. LH. 188 HS. 345.
LE. 57.

Skin skull & legbone

No. 500. * Large horned Duiker (Naiire)

Orange Sept 29 11913.

- No. 1500 ♀ TL. 1120. LT. 172. LH. 250. HS. 53.
52995 L. 97. Plaster cast of face.
Skin & complete skeleton
Had a large embryo
see next No. 1501
- No. 1501. * large foetus ^{of above} this only well formed
52996 in upper portion of head. TL. 380.
LT. 45 LH. 102. CL. 46.
Skin & skull.
- No. 1502. Cynocephalus (Wago)
52668 ♀ TL. 1015 LT. 453. LH. 185. HS. 400. H.B.
Skin ^{complete} skull & leg bones. skeleton.
- No. 1503. Black Cercopithecus. (Milita)
52598 ♂ TL. 1470. LT. 930 LH. 182. HS. 340.
H. E. 40.
Skin (skull) complete skeleton.
- No. 1504. large horned Duiker (Haire)
52997 ♀ TL. 1040. LT. 134. LH. 252. HS. 513.
L. 87. (Had large foetus, see next No.)
Skin, skull & leg bones
- No. 1505. large horned Duiker (Haire)
52999 foetus of above, close to birth.
♀ TL. 490. LT. 62. LH. 164. HS. 272.
L. 66. Skin & skull.

Change Sept 29/1913.

No 1506. Drinker - tufted tail (Macle)
* 52785

TL. 980. LT. 145. LH. 240. HS. 460. LE. 89.

Skin, skull & leg bones

No 1507. ^{white whiskered Colobus}
(Mombi) ♂ juv. TL. 620 LT. 375.

52141

✓ LH. 100. HS. 100. LE. 34.

Skin, skull & leg bones.

No. 1508. Giant Drinker Yellowbush

53131

✓ ♂ juv. TL. 1020 LT. 90. LH. 302. HS. 540.

Photo - LE. 100. (Photograph of head.)

Skin, skull & leg bones.

No. 1509. Black leucocercus (Mblita)

52949

✓ ♂ TL. 1455. LT. 855. LH. 193. HS. 360. LE. 58

Skin skull & leg bones.

No. 1510. Red Swamp drinker (Babinda)

52940

✓ ♀ TL. 1090. LT. 155. LH. 282. HS. 500. LE. 85.

Skin & complete skeleton

Stomach contained like those
of the others, ~~but~~ ^{of sprouts} chemed up
leaves & ~~bees~~ ^{bees} beautiful ~~fruits~~

& some other fruits that
abound on the ground
of these forests

Had a large foot, fully developed.

- Orange Sept²⁹/1913

No. 1510 we next to.

No. 1511. Red Swamp Sucker
72441 ✓
footed of No. 1510

♂ TL. 425. LT. 68. LH. 152. HS. 240.
LE. 50.

Skin & skull

No. 1512 Manis

53878 ✓

♀ TL 730. LT. 440 LH. 56.

Skin, skull & leg bones

No. 1513 ✓ Potto.

51024

♂ TL. 278 LT. 47. LH. 65. LE. 22.

Dep. like small manum.

Sucker, tufted tail (Macle).

No. 1514
52787
* ✓

♀ TL. 1040. LT. 180 LH. 250. HS. 455 LE. 90.

Skin & skull.

No. 1515 ✓ Thicktailed genet (Mbeli)

51409

Photo. ♂ TL. 975. LT. 437. LH. 105. HS. 225. LE. 50.

✓ Skin & skeleton the femoral phalange
discarded destroyed by rat.
on the skin, the pelvis broken
by the rap.

No. 1516 ✓ Chimpanzee.

51381

✓ ♂ ad. TL. 83. Skin & complete
skeleton. The snout ~~has~~ lost

Akunge Sept. 29/1913

- No. 1516 partly the epididymis. The eyes have been cut by the natives who killed it with a poisoned arrow. When received it was all blacked, the face was perfectly smooth like of some old fat people. face black as all the extremities. The hair is in many places gray from old age. Skin & complete skeleton.

Sept 30

No. 1517

51442

Andinia binotata

♀ TL. 980. LT. 515. LH. 95. LG. 38.

Skin & skull

No. 1518.

51727

Atherura (Mussouri)

♀ TL. 540. LT. 175. LH. 72. LG. 31.

Skin, skull & leg bones

No. 1519

51721

Atherura

♂ TL. 517 LT. 165. LH. 72. HS. 140.

Skin skull & leg bones

Lives mostly in holes in the ground, but also in old hollow stumps.

Charge Sept 30/1915
 No. 1520. ^{offspring} *Podiceps nigripes* (Hans.)
 51580
 Skeleton
 cleaned
 skull
 missing
 Photo
 ♀ TL. 820. LT. 340. LH. 105. HS. 190. LG 32.
 Liver has 6 lobes. The stomach
 was filled with chewed up terns.
 The large intestine 220. The small int. 203.
 Cecum 50 mm. The natives told me
 that it would generally live on
 small fish & crabs, but sometimes
 come to the village & even prey on
 chickens. This one was caught
 in a trap baited with a chicken.
 Skin & complete skeleton.
 Some of the claws have been
~~broken~~ into some dried clot
 & fastened to the nose.

No. 1521. *Tringa* tufted tail (Macle)
 52788
 ✓
 rectum cut off by a nat. set
 Plaster cast, skin & complete skeleton
 ST. 1010. LT. 155. LH. 255. HS. 490. LG 85.
 (85)
 No. 1522. Red Swamp Tringa
 52442
 ♂ TL. 980. LT. 170. LH. 267. HS. 500.
 LG. 83
 Skin, skull & leg bones.

500 Orange Sept 30/1913.

No 1523 Sniker, tufted tail

* 52789 ✓ ♀ TL. 1045. LT. 165. LH. 255. HS. 500.
Lz. 92.

Skin & skull.

No 1524 Sniker, tufted tail

* 52790 ✓ ♂ TL. 970 LT. 150 LH 250 HS. 50. Lz. 90.

Skin & skull

No 1525 Sniker tufted tail

* 52791 ✓ ♂ TL. 950 LT. 140. LH. 240. HS. 460.
Lz. 84.

Skin & skull.

No 1526 Sniker, tufted tail (Muscle)

* 52792 ✓ ♂ TL. 980. LT. 155. LH. 240 HS. 48.
Lz. 90

Skin & skull & leg bones

No. 1527 Sniker, (large horned) (Hauri?)

Red Brown Black Bagged Kumbili
Red Brown
Skull top
cleaned.
52567 ✓ ♀ TL. 1090. LT. 162. LH 247. HS. 482
Lz. 88.

Skin, skull & complete skeleton

No 1528 Sniker large horned. (Hauri)

52999 ✓ ♂ TL. 1140 LT. 145 LH. 255. HS. 460
Lz. 92.

Plaster cast of jaw

Skin & complete skeleton

Change Sept. 30. 1910

- No. 1529. Bluegray Squirrel (Mammalia)
52725 ✓
♂ TL. 685. LT. 82. LH. 167. HS. 295.
LE. 52.

Skin & complete Skeleton.

- No. 1530. Cercopithecus. black recip. (Presali)
52355 ✓
♂ TL. 1140. LT. 760. LH. 136. HS. 210.
H. E. 37.

Skin & skull

- No. 1531. (Mombi) White Whiskered Colobus
52142 ✓
♀ TL. 1390 LT. 815. LH. 182. HS. 360.
Photo # E. 38. See Photographs.

Skin & complete Skeleton

- No. 1532. Nyctrocerus
53661 ✓
♀ no. meas.

Skin & complete Skeleton.

- No. 1533. Giant Squirrel (Mbio)
53132 ✓
♀ TL. 1650. LT. 190. LH. 345. HS. 720.
LE. 112.

Skin & complete Skeleton

- No. 1534. Aepycetes (badgerlike) [Crossarchus alexandri]
51646 ✓
♀ TL. 640. LT. 265. LH. 88. HS. 140.
LE. 28.

Skin skull, leg bones

Akunge. Sept 30/1913

No. 1535. Black leucocercus (Mbila)

52600

✓ ♀ TL. 1230. LT. 745. LH. 183. HS. 305
LT. 38.

Skin & Skull

No. 1536. ^{gambetta} ^{vinystata} Randia (Mboto)

51443

✓ ♀ TL. 1100. LT. 563. LT. 93. HS. 168. HH. 38.

Skin & Skull.

No. 1537. Blackfaced Cereocercus

52752

✓ ♂ TL. 1335 LT. 770 LH. 170. HS. 337.
H2. 40.

skin

lost or

mis-

numbered.

Skin & complete skeleton

The face dark brown except on upper eyelids which are a brownish pink. The iris light brown small round pupil. The skin wherever it shows through the somewhat sparsely distributed hair pale bluish white. The sole of limbs dark gray. Short & specially below the ischial callosities on the back & inner side of the hindlimbs a dark gray area reaching down to the

Uganda Sept 30 1913.

1537. Testicles that lay underneath
the skin of the hind limbs without
a scrotum..

Dec 1
No. 1538 ✓ *Herpestes* (badger like) [*Crossarchus alexandri*]
51647 TL 580. LT 235. LH 84. LG 25.

Skin & skull.

No. 1539.
* 52793 ✓
✓ *Skinker* - tufted tail
♀ TL 1010. LT 150. LH 290. LG 79. HS 500

Skin & skull. Had large feet & small

No. 1540.
* 52794 ✓
✓ *Skinker* tufted tail
foetus of No 1539. TL 480. LT 75. LH 176.
LG 59. flat skin & skull.

No. 1541.
* 52943 ✓
✓ *Red Swamp Skinker*
♂ TL 1060. LT 172. LH 270. HS 605.

Photo of head of No. 1541 - (still only of Red Swamp skinker)
* 52944 ✓
✓ *Skinker* of complete skeleton

No. 1542 *Red Brown Skinker* (*humilis*)
* 52884 ✓
✓ ♂ TL 1020. LT 125. LH 241. HS 530.

Photo of head of No. 1542
* 52885 ✓
✓ *Skinker* of complete skeleton

No. 1543 *White Throated Colobus* (*Thomasi*)
* 52143 ✓
✓ ♀ TL 1400. LT 867. LH 177. HS 337.

LG 41. Skin, skull & leg bones

Merge bet. 1/19/3

No. 1544 Reddish Colobus (Bugia)
522.63
♀ juv. TL. 1200. LT. 710. LH. 170. HS. 345.
HE. 35.

Skin, skull & leg bones
No. 1545. Thicker tufted tail
522.85
♂ juv. TL. 785. LT. 115. LH. 218.
HS. 400. LE. 74.

Skin & skull
No. 1546. Thick necked ^{howler} (Mol.)
523.85
♀ juv. TL. 850. LT. 62. LH. 184. HS. 205.
LE. 62.

Stomach contained only grass
& leaves, chewed up.

No. 1547. White whiskered Colobus
521.44
♂ ad. TL. 1390. LT. 795. LH. 192 HS. 385.
HE. 44.

Skin & skull & leg bones.
No. compared with no. 1543. The tail of the
♀ was in this case much longer, perhaps
the apparent greater TL.; The male
is much heavier built. They
only feed on leaves. They are
sometimes as many as twenty
together.

Upergi Oct. 11/1915

No. 1547. Try like the higher trees.

No. 1548. Red Colobus (Bugia)

52264

♀ TL. 1000. LT. 600. LH. 149. HS. 265.
L4. 30.

Skin, skull & leg bones

No. 1549. Black Cercopithecus (White)

(1551a)

52261

♀ TL. 1140. LT. 720. LH. 155. HS. 262. L4. 33.

Skin, skull & leg bones.

No. 1549. Red Colobus

52265

♂ ad. TL. 1300. LT. 745. LH. 186. HS. 365.
L4. 38

Skin, skull & leg bones

No. 1551. Black. occip - Cercopithecus

52356

♀ TL. 1310. LT. 820. LH. 133. HS. 310. #E. 41.

Skin & skull

No. 1552. Red Colobus (Bugia)

52266

♂ TL. 1140. LT. 660. LH. 178. HS. 340. #E. 38.

Skin, skull & leg bones

No. 1553. Black Cercopithecus

52602

♂ juv TL. 645. LT. 400. LH. 95. HS. 120.
#E. 20.

Skin, skull & leg bones

No. 1554. Tricolor tufted tail, (Muscle)

52796

TL. 1108. LT. 195. LH. 268. HS. 56. L4. 88.

Skin, skull & leg bones

Arrive Oct 2/1913

No. 1555 (Babinda) Red Swamp Duck
52945
No. taken
of
♀ TL 1060 LT. 155. CH. 273 HS. 485.
Lg. 88.

Skin, skull & leg bones

No. 1556 White Whiskered Cuckoo
52145
♂ juv. TL. 665. LT. 410 CH. 103.
HS. 135. Lg. 33.

Skin, skull & leg bones

No. 1557 Duck (stuffed tail)
52797
♀ TL 1060. LT. 169. CH. 243. HS. 470.
Lg. 84

Skin & skull

No. 1558 Large horned Duck 'Havine'
53000
♀ TL. 1100. LT. 150. CH. 245. HS. 490
Lg. 96.

Skin, skull & leg bones

No. 1559 Large horned Duck (1 horn injured)
53001
♂ ad TL. 1120. LT. 155. CH. 253. HS. 52. Lg. 97

Skin & skull.

No. 1560 Black Cereopneustes
52603
♂ ad. TL. 1510. LT. 940. CH. 184. HS. 38.
Lg. 36.

Skin & complete skeleton

Thompson Feb. 2. / 1913

No. 1561. Blue Jay Drinker

52726

✓ TL. 145. LT. 110. LH. 174. LL. 55.

Skin & (Skeleton cleaned)

No. 1562. Reddish Colobus / Buzier

52267

✓ ♀ TL. 1250. LT. 700. LH. 175. HS. 345.
Ht. 35.

Skin & skull.

No. 1563. Drinker, tufted tail (Miacid)

52799

* ✓ ♂ TL. 960. LT. 117. LH. 244. HS. 460.
Ht. 89.

Skin, skull & leg bones.

No. 1564. * Longhorned Drinker (Rhinoc)

53002

✓ ♀ TL. 995. LT. 125. LH. 238. HS. 87.
Ht. 43.

Skin, skull & leg bones

No. 1565. * Longhorned Drinker

53003

✓ ♀ TL. 1090. LT. 157. LH. 254. HS. 490.
Ht. 92.

Skin skull & leg bones

No. 1566. White whiskered Colobus.

52146

✓ ♀ TL. 1280. LT. 732. LH. 184. HS. 340.
Ht. 43.

Skin skull & leg bones.

Orange Oct 2/1913

No. 1567 ✓ 53803 Hyacin (skull injured)
E. TL. 605. LT. 25. LH 79. BS. 185
Skin, skull & leg bones.

No. 1568 ✓ 52604 Black Cercopithecus
♀ juv. TL. 1100 LT. 675. LH. 160
Ht. 30. — domestic specimen.
Skin & skull.

These monkeys call their tail
to some assistance. However
they never curl it around
a branch but in a long
spiral along the branch.
Also this monkey when he
is ^{or thing} on his mother's back often
~~holds~~ the tail forward
around the elbow ^{opposite to} of the

No. 1569 ✓ 52147 White whiskered Colobus
♂ juv. TL. 1000. LT. 600. LH. 147.
Ht. 40. Skin & skull, also
a lame specimen. The contrast
in the behavior of these two
species (No 1568 & 1569) was striking.
The ~~specimen~~ ^{specimens} of a rather considerable

Wenge Oct 2/1913

No. 1569 ⁵⁶⁹ vivacity & mischievous, he looks rather melancholic but exceedingly attached to the boy who fed him & also to children, he never tried to bite. He seemed to do very well on corn & peanuts, leaves of manioc & sweet potatoes.

1570
No. 1570 ⁵²⁶⁶ ~~5266~~ ⁴ ✓ *Cynocephalus* (Mago)
♂ juv. TL. 565. LT. 29. LH. 50.
Photo. Skin & skull, & leg bones.
Face pale brownish pink, pale brownish gray ears, pale brown iris (round pupil).
Skin on belly very pale bluish white limbs dirty pale buff. is ridged callosities dirty pale yellowish.

No. 1571 ⁵¹⁰⁹ ⁴ ✓ *Herpestes* [*Crossarchus alexandri*]
♀ juv. TL. 425. LT. 180. LH. 64. LE. 24.
prep. like small mamm.

No. 1572 ⁵¹⁰⁹ ⁵ ✓ *Herpestes* (probably key of the *gambianus* 1423)
♂ juv. TL. 252. LT. 102. LH. 38. LE. 14.
prep. like small mamm.

No. 1573. ⁵²¹ ¹⁴⁶ ^N *Babunda* - ^{see No. 1398} ~~convicta~~? Red Swarth diabolus
♂ juv. TL. 885 LT. 140 LH. 248. LE 81.
Skin skull & leg bones

510 Whinge Oct 3/1913

No. 1574. *Mandirica binotata*

5144/4

♂ TL. 960. LT. 500. LH. 96. HS. 155.
Lg. 31. Skin & skull.

No. 1575. *Black Cereocelus*

52605

♂ TL. 720. LT. 470. LH. 104. HS. 160.
Lg. 33.

Skin, skull & leg bones.

No. 1576. *Black Cereocelus*

52606

♀ TL. 1360. LT. 835. LH. 168. HS. 33.
Lg. 35.

Skin, skull, leg bones.

No. 1577. *Mandirica binotata*

51445

♂ TL. 1085. LT. 575. LH. 102. Lg. 40.

HS. 20. Skin & skull (broken)

No. 1578. *leopard* (the small variety)

52035

♀ TL. 1690. LT. 780. LH. 205. HS. 40.
Lg. 65. Skin, skull & leg bones.

No. 1579. *Reddish Colobus*

52268

♂ TL. 1300. LT. 720. LH. 185. HS. 34. Lg. 33.

Skin, skull & leg bones.

No. 1580. *Thick-necked Antelope* (Whole)

52856

♀ TL. 395. LT. 65. LH. 193. HS. 355.

Lg. 59. Skin, skull & leg bones.

Stomach cont. only blades of grass
& a few tender leaves, no seeds.

510

Chicago Oct 3/1913.

1581. *Haudina bimaculata*

51446

♀ TL. 990. LT. 494. LH. 97. LG. 40.

Skin & skull.

No 1583. *Tricker-tufted tail*

52799

♂ ad. TL. 1000. LT. 143. LH. 252. HS. 455.

LG 83. Skin, & skull.

No 1582. *Bluegray Tricker*

52727

♀ TL. 800. LT. 115. LH. 186. HS. 355. LG. 62.

& with horns. Skin, skull & leg bones.

No 1584. *Tricker tufted tail*

52900

♂ TL. 955. LT. 135. LH. 248. HS. 485. LG. 89.

Skin & skull

No 1584. *Tricker tufted tail*

52601

♀ Skull only

No 1585. *Largehorned Tricker*

53004

♀ TL. 1135. LT. 180. LH. 260 HS. 500 LG. 100.

Skin, skull & leg bones.

No 1586. *Bluegray Tricker*

52729

♂ TL. 720. LT. 100. LH. 182. HS. 350 LG. 54.

Skin & skull.

No 1587. *Blotches, White whiskered*

52148

♂ TL. 1110. LT. 67. LH. 154 HS. 252. LG. 41.

Skin & skull.

Whence Oct. 4/11413:

No. 1588. Red Swamp Sucker
52947
♀ TL. 1000. LT. 165. LH. 272. HS. 480. LL. 80.

1588 - Sucker [Red Swamp]
53005
Large horned Sucker

♂ juv. TL. 1010. LT. 137. LH. 254. HS. 47.
LL. 90. Skin & skull.

No. 1590. Bluegray Sucker
52729

♂ TL. 710. LT. 92. LH. 170. HS. 327.
LL. 56. Skin, skull & leg bones

No. 1591. Haplocheilichthys [Crossarchus alexandri]
71645

♀ TL. 650. LT. 275. LH. 83. HS. 145.
LL. 25. Skin skull & leg bones

No. 1592. Chimpanzee
51390

♀ juv. TL. 565.

Complete skeleton.

Body color yellowish
face light brown, as hands & feet

No. 1593. feet pinkish brown

No. 1593. Black faced Cereocelus
52637

♂ TL. 1280. LT. 765. LH. 174. HS. 360.
HS. 46.

Skin & skull.

No. 1594. Reddish Gobies (free dentin)
52269

♂ TL. 920. LT. 530. LH. 145 HS. 265.
HS. 23. Skin, skull & leg bones.

Akunge Oct 4/1913

No. 1545 Striped tufted tail

* 52802

♂ TL. 990. LT. 127 LT 245. HS. 440.
1892

Skin, skull

No. 1546 Colobus white whiskered

52149

♂ TL. 1440. LT. 880. LH. 195. HS. 355.
H. 41.

Skin & complete skeleton

No. 1597 Black civet?

51747

♂ TL. 1350 LT. 480 LH. 143. LT. 56

Photo

Skin & complete skeleton.
Stomach contained Plantains
& maize. The lower jaw broken
the skull damaged.

Said to have been killed in
the attempt of taking a dog
from a native hut in the
evening. (very improbable)
This skin shows faint markings
in brown on the limbs; I would
take it for a melanistic spec.
if it had the long hair on the
back as the ordinary civet.
This is the first complete spec. coming
in our hands, but I have seen often

Change Oct 4/1915.

- 1597 flat & incomplete skin of the ^{sides} of the
retrives. The ^{stomach} ~~testes~~ are like a mass of
divisible in the middle where the gland is placed.
No. 1598. ⁵²¹³² ~~Chimpanzee~~
Photo ♀ ad. TL. 850. sitting height
765 mm. Hair grayish
face, ears, hand & feet black.
Skin & complete skeleton
Oct 5/1915
No. 1599. ⁵²³⁵⁷ ~~Cercopithecus~~ black occiput.
♀ TL. 1350. LT. 865. LH. 147. HS. 290.
Ht. 44. Skin & skull
No. 1600. ⁵²¹⁵⁰ ~~Colobus~~ white whiskers
♀ TL. ¹³⁶⁷ 1367. LT. 805. LH. 190. HS. 350.
LT. 45. Skin, skull & leg bones.
No. 1601. ⁵²⁶⁰⁷ ~~Cercopithecus~~ black
♀ TL. 1350. LT. 820. LH. 165. HS. 345. Ht. 40.
Skin, skull & leg bones
No. 1602. ⁵²⁴⁴⁹ Red Swamp Hutter
♂ TL. 980. LT. 150. LH. 247. HS. 45. LT. 82.
No. 1602. ⁵²¹⁷⁰ Red Swamp Hutter
♂ skull only
No. 1603. ⁵²⁶³⁸ Black faced gray *Cercopithecus*
Photo ♀ juv. TL. 565. LT. 345. LH. 91. Ht. 31.
face pale pinkish white, but the nose

Average Oct 5/1916

- No. 1603
52608
♀ down ward to the mouth with a
tinge of brown. Mouth grayish brown,
hands grayish white, feet dark
pinkish gray. Vental callosities
pinkish. Ears grayish & white &
whitish pink (inside). Skin, skull &
leg bones
- No. 1604
52639
Black faced gray Cercopithecus
♀ juv. TL. 820 LT. 480. LH. 150. HS. 220.
LE. 31. face & ears dark brown. feet
nearly black, hands lighter
Skin skull & leg bones
- No. 1605
52608 V
Photo
Black Cercopithecus
♂ juv. TL. 570. LT. 355. LH. 87. HS. 137. LE. 31.
face pinkish, feet & hands light grayish pink.
Skin, skull & leg bones
- No. 1606
52358 V
Cercopithecus, black occip.
♀ TL. 1310. LT. 840. LH. 140. HS. 295. LE. 42.
Skin & skull.
- No. 1607
52151 V
Colobus, white thickened.
♂ TL. 1450. LT. 825. LH. 188. HS. 360.
LE. 40. Skin & complete skeleton
- No. 1608
52152 V
Colobus white thickened
♂ TL. 1375. LT. 847. LH. 193. HS. 360. LE. 43.
Skin, skull & leg bones

Change Oct. 5/1473

No. 1609 Reddish Colobus

52270

♂ TL. 1220 LT. 670. LH. 175. HS. 340
Ht. 36.

Skin, skull & legbones

No. 1610 Red Swamp Sinker

52951

♂ TL. 960. LT. 150. LH. 265. HS. 470
LH. 78.

Oct 6/1903 Skin & skull

No. 1611 Sinker lifted tail

52803

♀ TL. 730. LT. 95. LH. 205. HS. 365.
LH. 75. Skin skull & legbones

No. 1612. Giant forest Sinker

53133

♀ TL. 1365. LT. 150. LH. 343. HS. 670.
LH. 105.

Skin, skull & legbones.

No. 1613. Red Swamp Sinker

52952

♀ TL. 1050. LT. 175. LH. 270. HS. 490.
LH. 84. Skin & skull.

No. 1614 Sinker lifted tail

52804

♂ TL. 1080. LT. 160. LH. 268. HS. 535. LH. 94.

Skin & skull

No. 1615. Red Swamp Sinker

52953

♀ TL. 1040. LT. 190. LH. 267. HS. 500. LH. 86.
Skin & skull.

Change Oct 6/1913

- No. 1616. ⁵²⁸⁰⁵ *Tricker, tufted tail*
* V ♀ juv. TL. 810. LT. 117. LH. 208. HS. 390.
LL. 73. Skin, skull & leg bones.
- No. 1617. ⁵²⁹⁵⁴ *Red Swamp Tricker*
♂ TL. 965. LT. 150. LH. 259. HS. 470. LL. 87.
Skin, & skull.
- No. 1618. *genetta* ♂ juv TL. 670. LT. 275. LH. 630. HS. 90
LL. 34. Skin & skull.
- No. 1619. ⁵²⁶⁴⁹ *Black faced Cercopithecus*
♀ TL. 1145. LT. 695. LH. 157. HS. 380
LL. 40. Skin skull & leg bones
- No. 1620. ⁵³¹⁶² *(Mongoose) Small Antelope*
V ♀ TL. 610. LT. 80. LH. 178 HS. 29. LL. 52
Skin & complete skeleton, disordered
eaten by rats
- No. 1621. ⁵¹⁷⁹⁸ *Civet*
V ♀ TL. 1090 Skin, skull & leg bones.
- No. 1622. ⁵²⁸⁰⁶ *Tricker tufted tail*
* V TL. 845. LT. 110. LH. 230. HS. 410. LL. 82
Skin & skull & ♀
- No. 1623. ⁵²⁷³⁰ *Blue gray (Antelope) Tricker*
♂ TL. 735 LT. 115. - Skin skull & leg bones
- No. 1624. ⁵²⁹⁵⁵ *Red swamp Tricker*
V ♀ TL. 1020. LT. 190 LH. 264. HS. 450. LL. 90.
Skin & skull.

Amesbury Oct 7/1913

No 1625. Reddish Colobus

52271

♂ TL. 1240. LT. 710. LH. 175. HS. 340. HE. 40
Skin, skull & leg bones

No 1626. White Whiskered Colobus

52153

♀ TL. 1360. LT. 790 LH. 185 HS. 335. HE. 41.
Skin, skull & leg bones

No 1627 Largehorned Tinker

53006

♀ TL. 1140 LT. 180. LH. 250. HS. 495. HE. 98.

01627 Skin & skull

53007

No. 1628. Large Reddish black backed Tinker

52888

♀ TL. 1070. LT. 1254. LH. 242 HS. 50 HE. 74.
Skin & ^{complete} skeleton. see large foetus No 1629

No 1631. Whitenoed leucophaea Red tailed

52532

♂ TL. 1330. LT. 700. LH. 140. HS. 310. HE. 38.

Skin & complete skeleton

No. 1630. Black leucocercus

52609

52609

♂ TL. 1060. LT. 670. LH. 142. HS. 300. HE. 35.

No. 1629 Large reddish brown black backed Tinker

52889

Large foetus ♂ TL. 395. LT. 40. LH. 125. HE. 40.

flat Skin & skull.

No 1632 Manis

53879

♀ TL. 660. LT. 385. LH. 54.

Skin & skull.

Okege Oct 7/1913

No 1633
53880

Navis

♀ TL. 850. LT. 505. LH. 58 Skin & skull

No 1634
51447

✓ *Nandinea* binotata

TL. 970. LT 510. LH. 96. HS. 160. LA. 37

Skin & skull.

No 1635.
52682

Photo

♀ TL. 445. LT. 75. LH. 86. HS. 180. LA. 26

Skin & complete skeleton

was carrying its young on its breast
see next No.

No 1636.
52683

Photo & juv. TL. 315 LT. 50. LH. 65. HS. 140

LA. 22. Skin skull, & leg bone

The young of No 1635.

No 1637
51448

✓ *Nandinea* binotata

♀ TL. 835. LT. 480. LH. 83. LA. 35

Oct 8

Skin & skull.

No 1638
51215

✓ *Okepi*

♂ TL. 2440. LT. 485. LH. 695. HS. 147

Photo

LA. 250. width of ears 202.

Skin & complete skeleton

No 1639
51199

✓ *Okepi*

♀ TL. 2480. LT. 475. LH. 600 HS. 145.

Photo

LA. 235

Skin & complete skeleton.

Orange Oct 8 / 1913

No. 1640
51581

Photo

Herpestes (otherlike) ^{nigripes} Pseudogale
♂ TL 1015. LT. 385. LH. 112. HS. 214. LL. 35.

Skin & skeleton, the terminal
phalanges on the skin.

One gray above with transition to
pinkish below. Iris med brown.

Large round gland about anus
(45 mm. diameter). Stomach

full with driver ants (the large
blackish kind) some of them
still perfect, others chewed up. The first
animal I ever noticed ^{feeding on} these
ants which is the enemy of
every other living creature.

No. 1641.
52956

Red Swamp - Tiger

♂ TL 1020. LT. 180. LH. 261. HS. 500.
LL. 83. Horns broken

Skin & skull.

No. 1642.
52957

Red Swamp Tiger

♂ TL 940. LT. 125. LH. 260. HS. 470.

Skin & skull

No. 1643.
52958

Red Swamp Tiger

♂ TL 1010 LT. 165. LH. 265. HS. 53. LL. 83.

Skin & skull.

320

Oct 9/1913 Orange

No. 1644. Large horned Antelope

53008

✓ ♂ ad Skin & leg bones. & skull

No 1645. Antelope

51799

✓ ♂ Skin, skull & leg bones.

No 1646. *Herpestes* [*Crossarchus alexandri*]

51649

✓ ♀ Skin & skull. Peg bone

No 1647. Leopard

52036

✓ ♂ Skin, skull & leg bones

No 1648. *Bandicota*. *binotata*

51482

✓ ♀ Skin & skull.

No 1649. *Atherura*

51724

✓ ♂ Skin & skull.

No 1650. *Cercopithecus blacki* *occipit.*

52059

✓ ♂ ad. Skin, skull & leg bones

No 1651. *Colobus* White whiskered

52154

✓ ♀ Skin & skull.

No 1652. Red Swamp Antelope

52959

✓ ♀ juv. Skin, skull & leg bones

No 1653. Reddish brown large Antelope black legs

52490

✓ ♂ juv. skin, skull & leg bones.

No 1654. *Genetta* ♀ juv. w. m. 51086 skin only

51086

51532

✓ ♂ juv. like small m. 51552 skin & skull

No 1655. *Cercopithecus* White breasted

52482

✓ ad ♂ TL 1310. LT 830 LH 146. # E. 36.

✓ Skin & skull

Oct 9/ 1913. Orange

No. 1656 *Colobus*, white bearded
52155 ✓
♀ juv. Skin & skull.

No. 1656 *Large forest Squirrel (Mbr)*
53134 ✓
♀ Skull only.

No. 1657. *Whitenoosed Cercopithecus* red tailed
52533 ✓
♀ TL. 1045. LT. 655. LH. 118. HS. 240. FE. 37.
Skin & skull.

No. 1658. *Whitenoosed cercopithecus* red tailed
52534 ✓
♀ juv. TL. 580. LT. 350. LH. 81. HS. 105. FE. 31.
Skin & skull & leg bones

No. 1659 *Red Squirrel Squirrel*
52960 ✓
♀ TL. 930. LT. 150. LH. 253. HS. 450. FE. 85.
Skin & skull

No. 1660* *Large horned Squirrel*
53009 ✓
♂ ad TL. 1155. LT. 160. LH. 255. HS. 500. FE. 95.
Skin & complete skeleton

No. 1661. *Cercopithecus*, black occip. (Kasali)
52360 ✓
♀ juv. TL. 585. LT. 370. LH. 64. FE. 24.
Skin & skull

No. 1662. (Milite) *Black Cercopithecus*
52610 ✓
♀ juv TL. 660 LT. 415. LH. 96. FE. 32.
Skin, skull & leg bones

No. 1663. *Reddish Colobus*.
52272 ✓
♂ TL. 1020. LT. 580. LH. 167. HS. 290. FE. 35.
Skin & skull.

Change Oct 10/1913.

No. 1664 ✓ ⁵²⁸⁰⁷ Snicker, tufted tail
♂ TL. 1000 LT. 150 LH. 250 HS. 48. L4. 83.
Skin & skull.

No. 1665 ✓ ⁵²⁵³⁵ Whitenosed Cereopithecus red tailed
♂ TL. 1160 LT. 720 LH. 145 HS. 260. L4. 37.
Skin & skull.

No. 1666 ✓ ⁵²⁶¹¹ Black Cereopithecus
♀ TL. 1345 LT. 815 LH. 173 HS. 325.
Skin & skull

No. 1667 ✓ ⁵³⁸⁸¹ Manis
♀ TL. 850. LT. 510 LH. 61.
Skin, skull & leg bones.

No. 1668 ✓ ⁵²²⁷³ Reddish Colobus
♀ TL. 1115 LT. 610 LH. 174 HS. 35. L4. 300
Skin & skull.

No. 1669 ✓ ⁵²²⁷⁴ Reddish Colobus
♀ juv. TL. 440. LT. 240. LH. 73. HS. 14.
L4. 26.

No. 1670 ✓ ⁵³⁸⁶¹ Manis, the broad scaled, with
yellowish brown scales

Part ♀ TL. 795. LT. 510. LH. 46 HS. 120.
Skin & complete skeleton

Change Oct 11/1913

No. 1671. *Conopithecus Whitebellied*
52993 ✓
♀ TL. 1090 LT. 680. LH. 122. HS. 255. 1238
Skin & skull.

No. 1672. *Marmos*
53882 ✓
♂ TL. 715. LT. 425. LH. 54. HS. 100.
Skin, skull & leg bones

No. 1673. *Large horned Antelope*
53010 ✓
♀ TL. 1060. LT. 180. LH. 250. LH. 88
Skin, skull & leg bones

No. 1674. *Bluegray Antelope*
52731 ✓
♂ TL. 735. LT. 100. LH. 180. HS. 35. 44. 57
Skin & skull

No. 1675. *Large horned Antelope*
53011 ✓
♂ TL. 1090. LT. 150. LH. 250. HS. 470. 12100
53012 ✓
Name 53012
Skin skull & leg bones

No. 1676. *Colobus whitebearded*
52156 ✓
♂ TL. 1410. LT. 845. LH. 200 H. S. 370. HS. 46.
Skin, skull & leg bones.

No. 1677. *Large horned Antelope*
53013 ✓
♂ TL. 1070. LT. 160. LH. 240 HS. 570. LH. 90
Skin skull & leg bones

No. 1678. *Reddish brown Antelope black back*
Reddish brown
52891 ✓
♀ TL. 1030 LT. 140. LH. 242. HS. 520. 1277.
Skin, skull & leg bones

Akron Oct. 11/1913

No 1679. *Junco tufed tail*
52808 ♂ TL. 830. LT. 115. LH. 219. HS. 410.
LH. 83.

Skin & skull.

No 1680. *Colinus whiteheaded*
52151 ♀ TL. 1215. LT. 750. LH. 156. HS. 300. LH. 59.
Skin & skull.

No. 1681. *Black faced Cercocercus. (Agarago)*
52841 ♂ TL. 1240. LT. 690. LH. 172. HS. 435.
LH. 43. Skin & complete skeleton.

No. 1682. *Black cercocercus*
52612 ♂ TL. 1090. LT. 520. Tail damaged ^{probably} ~~broken~~
off in fighting / as they are very
quarrelsome / LH. 173. HS. 365.
(Skin & skull)

No 1683. *Black cercocercus*
52613 ♀ TL. 1241. LT. 795. LH. 163. HS. 320.
LH. 38. Skin & skull

No 1684. *Bluegray Junco*
52732 ♂ TL. 785. LT. 74. LH. 174. LH. 52 HS. 345.

Oct 12/1913. Skin & skull.

No 1685 *Bluegray Junco*
52733 ♀ TL. 715. LT. 90. LH. 175. HS. 340. LH. 53
Skin & skull

Akunge Oct 12/1913

No. 1686 Whitebellied *Cercomphus*
⁵²⁴⁸⁴
Photo ✓ ♂ TL. 1300. LT. 820. CH. 142. HS. 30. TH. 38.
Skin, skull & leg bones.

No. 1687 *Mavis*
⁵³⁸⁸³ ✓ ♀ TL. 680. LT. 385. CH. 48.

Skin & skull.

No. 1688. *Smaller tufted tail*
⁵²⁸⁷³ ✓ ♀ TL. 735. LT. 100. CH. 210. HS. 400. TH. 78.
Skin, skull & leg bones.

No. 1689. (Mauritius) *Bluegray Shrike*
⁵²⁷³⁴ ✓ ♀ with horns TL. 765. LT. 100. CH. 183.
HS. 345. TH. 61.

Skin, skull & leg bones

No. 1690. *Bluegray Shrike*
⁵²⁷³⁵ ✓ ♀ juv. TL. 475. LT. 58. CH. 142. HS. 245.
TH. 46. Skin, skull & leg bones

No. 1691. *Giant forest Shrike*
⁵³¹³⁵ ✓ ♂ TL. 1485. LT. 150. CH. 345. TH. 110. HS. 700.

Photo 14 fine openings (holes) on the loquacious
gland which excretes (especially on
pressure) a white string & strongly
odorous substance.

Skin, skull & leg bones.

No. 1692. *Giant forest Shrike* ♀ skull only
⁵³¹³⁶

Change Oct 13 / 1913

No 1692 *Trinker, tufted tail*
52810
* 52810
♂ juv. TL 905. LT. 135. LH. 270. HS. 400.
LE. 868.

Skin, skull & leg bones

No 1693 * *Trinker, large horned*
53014
V ♀ TL. 1125. LT. 152. LH. 247. LE. 89. HS. 44.

Skin & skull

No 1694. *Bluegray Trinker*
52736
♂ TL. 675. LT. 100. LH. 168. HS. 325. LE. 55.

Skin, skull & leg bones

No 1695. *Reddish Globus.*
52275
V ♀ TL. 1220. LT. 696. LH. 178. LE. 38. HS. 340
Skin & skull.

No 1696. *Cercopithecus, whitebellied*
52485
V ♂ TL. 1255 LT. 780 LH. 153. HS. 300. LE. 37.

Skin & complete skeleton

No 1697. *Genetia*
51553
V ♀ TL. 910. LT. 455. LH. 90. LE. 40.

Skin, skull & leg bones

No 1698. *Cercopithecus Black rump.*
52361
52361
V ♀ TL. 1425. LT. 925. LH. 148. HS. 300 LE. 39
Skin skull & leg bones

No 1699. *White nosed Cercopithecus Red tailed*
52536
♂ TL. 1285. LT. 855. LH. 148. LE. 36.
HS. 290 Skin & skull

Change Oct 14/1913

No. 1700 Bluegray Sucker

52737

✓ ♂ TL. 735. LT. 100. LH. 180. HS. 350. LL. 57

Skin, skull & leg bones

No. 1701. *Herpichthys* *Andere* [*Crossarchus alexandri*]

51650

✓ ♀ TL. 690. LT. 275. LH. 81. HS. 150. LL. 28.

Skin, skull & leg bones.

No. 1702 *Cercopithecus* black recip.

52362

✓ ♂ TL. 1450. LT. 910. LH. 157. HS. 32. LL. 46

Skin skull & leg bones

No. 1703 ✓ *Herpichthys* [*Crossarchus alexandri*]

51651

✓ ♀ TL. 685. LT. 380. LH. 82 HS. 15. LL. 28.

Skin & skull

No. 1704. Red Swamp Sucker

52961

✓ ♀ TL. 1050. LT. 155. LH. 264. HS. 445. LL. 86.

Skin & skull.

No. 1705. ✓ *Trichostema* large horned

53015

✓ ♀ TL. 1085 LT. 125. LH. 250. HS. 49. LL. 85.

Skin & skull.

No. 1706. ✓ *Herpichthys* [*Crossarchus alexandri*]

51652

✓ ♂ TL. 610. LT. 265. LH. 80. HS. 13. LL. 24

Skin & skull.

No. 1707. ✓ large blackfaced *Herpichthys*.

51616

✓ no meas. Skin & skull.

Photo

Change to 14/1/9/13

1708. v ¹²⁵⁰ *Haploides* same as above

51617

♂ skin & skull

No. 1709 v ⁵¹⁵³⁸ *genetta* ♂ skin, skull & leg bones

No. 1710. v ⁵²⁶¹⁴ *Black leucocercus* ♂ skin & skull

No. 1711 v ⁵³⁰¹⁸ *Truker* large horned ♂ juv. Skin & skull

No. 1712 v ⁵²⁴¹² *Truker* ^{black} *Thick necked* ^{little} ♂ skin & skull

No. 1713 v ⁵²³⁶³ *Cercopithecus* ^{black} ♂ skin & skull

No. 1714 v ⁵²³⁷⁷ *pink forest* *Truker* ^{yellow black} ♂ skin, skull & leg bones

No. 1714 v ⁵³⁶⁹⁰ *Bolemochocerus* ♂ juv. Skull only.

No. 1715 v ⁵²⁸¹¹ *Truker*, tufted tail ♂ skin & skull.

No. 1716 v ⁵¹⁹⁰² *Red Swamp Truker* ♂ skin & skull

No. 1717. ⁵¹⁹⁰² *Okepi* TL 265. LT. 565. LH 650. HS 1820

LT. 255. *dark brown*

86. *Photo* *iris* only 22 mm. wide, in front
largest a slummy dark (but rich) brown
bull. slightly raised skin.

♂ skin & complete skeleton

No. 1718 v ⁵¹⁶¹⁹ *Herpotes blackfooted* [*Atilax pavidmosus*]

♂ TL 850 LT. 350. LH 115. HS. 190. LH 35.

24. *Skin & skeleton, terminal phalanges*
on the skin. Stomach contained
the remains of crabs. Its footprints
are fairly common along the

Akunge Oct 15/1913

No. 17181 mires of the native roads.

No. 1719. Tiny Antelope (Mlegio).

53163

♀ TL. 600. LT. 75. LH. 167. HS. 335. LG. 52.

Skin skull & leg bones.

Had a large foetus, see next No.

No. 1720. foetus spec. of above

53164

♀ TL. 305. LT. 47. LH. 117. LG. 39

Skin & flat skin.

No. 1720. Large reddish brown Antelope, black horns

52693

♀ TL. 1120. LT. 115. LH. 235. HS. 500. LG. 70.

Skin & skull.

No. 1721. Antelope, melanistic spec.

51900

♀ TL. 1080. LT. 425. LH. 124. HS. 31.

LG. 55. Skin & skull.

No. 1722. Smaller Thicknecked Antelope

52899

♂ TL. 715. LH. 202. HS. 390. LG. 66.

Skin & skull.

No. 1723. Reddish Colobus

52276

♂ TL. 1260. LT. 740. LH. 178. HS. 340.

LG. 42. Skin & skull.

No. 1724. Cercopithecus, blackfaced gray

52642

♀ juv. TL. 1055. LT. 595. LH. 145. LG. 39

Skin & skull

530

1330

Change Oct. 16. / 1913

No. 1725. Red Swamp Creeper

52963

1 ♀ TL. 860. LT. 135. LH. 243. HS. 430
Lt. 80. Skin & skull.

No. 1726. Greater Canebrake

53017

1 ♀ TL. 1030. LT. 150. LH. 240. HS. 465
Lt. 92. Skin skull & leg bones.

No. 1727. Cercopithecus white nosed *red tailed*

52587

♀ juv. TL. 375. LT. 375 LH. 82. HS. 95.
Skin, skull & leg bones

No. 1727. Colobus white whiskered

52156

♂ skull only

No. 1728. Reddish brown titree, black back

Red Brown

52995

♂ TL. 880. LT. 105. LH. 223. HS. 430. Lt.
Skin & skull

No. 1729. Cercopithecus white nosed *red tailed*

52588

♂ TL. 1210. LT. 770. LH. 141. HS. 29.
Ht. 41.

No. 1730. Hylodactylus (not near)

53662

♂ Skin & complete skeleton
(Skull damaged)

No. 1731. Hylodactylus (not near)

53663

♂ no measurements.
Skin & complete skeleton
Said to have been 8. together.

Albany Oct. 16/1913

No 1732, *Cercopithecus*, Black occip.
52364 ✓ Skin & skull.

No 1733, *Cercopithecus* white nosed and tailed
52538 ✓ ♂ Skin & skull

No 1734, thicker tufted tail
52812 * ✓ ♀ TL. 1080. LT. 170. LH. 247. HS. 505.
Lg. 90.

No 1735, thicker tufted tail
52813 * ✓ ♀ juv. TL. 810. LT. 115. LH. 227 HS. 400
Lg. 82. Skin & skull.

No 1736, Bluegray thicker
52738 ✓ ♂ Skin & skull

No 1737, Potto ♀ Skin, skull & leg bones.
52864 ✓

No 1738, thicker tufted tail
52914 ✓ Skin & skull

Oct. 17/1913
No 1739, *Cercopithecus* white bellied
52486 ✓ ♀ TL. 1215. LT. 775 LH. 143. HS. 275. Hg. 37.
Skin, skull & leg bones

No 1740, Potto ♂ TL. 415. LT. 68. LH. 74. HS. 155.
52685 ✓ Hg. 25.

Skin & complete skeleton

No 1741, thicker tufted tail
52815 * ✓ ♂ TL. 990. LT. 75. LH. 241. Lg. 92. HS. 466.
Skin & skull

Akanga Oct 16/1913

No. 1742 ¹⁷ Cercopithecus whitenoosed red tailed
52540 ✓
♂ TL. 1300 LT. 810. LH. 142. HS. 294.

#E. 38. Skin, skull & leg bones.

No. 1743. Cercopithecus ♂ juv TL. 940. LT. 615. LH. 114
52365 ✓
#E. 37. Black occiput

Skin & skull.

No. 1744. Cercopithecus white nosed red tailed
52541 ✓
♂ TL. 1260. LT. 775. LH. 139. LT. 37.

Skin & skull.

No. 1745 Cercopithecus whitenoosed red tailed
52542 ✓
♂ TL. 1215 LT. 740. LH. 135. HS. 270. LT. 38.

¹²¹⁵ Skin skull & leg bones.

No. 1746. Inker large horned
53018 ✓
♀ TL. 1070. LT. 135. LH. 230. HS. 490.
LT. 90.

Skin & skull.

No. 1747. Cercopithecus Black occip.
52366 ✓
♀ TL. 1250. LT. 790. LH. 134. HS. 285. LT. 40.

Skin & skull

No. 1748. Hydrotragus
53804 ✓
♂ TL. 545. LT. 35. LH. 85. HS. 170. LT. 20

Skin skull & leg bones.

No. 1748 Civet ♂ Skull only
51818 ✓
ad.

Orange Oct. 17/1913

No. 1749. *Snicker tufted tail*

* 52916

♀ TL. 1040. LT. 145. LH. 245. HS. 485.
L. 86.

Skin skull & leg bones.

No. 1750. *Snicker tufted tail*

* 52917

♀ TL. 1060. LT. 175. LH. 255. HS. 50. L. 90.

Skin skull & leg bones

No. 1751. *Concopithecus white bellied*

52918

♀ TL. 1155. LT. 740. LH. 127. L. 34. HS. 260.

Skin skull

No. 1752. *Snicker, large horned*

53019

♂ TL. 1100. LT. 140. LH. 250. HS. 500. L. 97.

Skin skull & leg bones.

No. 1753. *Snicker tufted tail*

52919

♂ TL. 1070. LT. 170. LH. 245. HS. 475. L. 82.

Skin skull & leg bones.

No. 1754. *Snicker tufted tail*

52819

♂ TL. 1000. LT. 150. LH. 235. HS. 440. L. 87.

Skin & skull.

No. 1755. *Snicker tufted tail*

52820

♂ TL. 960. LT. 135. LH. 237. HS. 475. L. 88.

Skin & skull.

No. 01755 *Snicker tufted tail* Skull only

52821

52822

Change Oct 17/1913

No 1756 Large reddish brown Squirrel (no horns)
Red Squirrel
52896 ♂ TL. 1000. LT. 130. LH. 240. HS. 500. LG. 73.
Skin & skull.

No 1757. Squirrel large horned
53020 ♂ TL. 1070. LT. 155. LH. 240. HS. 440. LG. 90.
Skin, skull & leg bones

No 1758. Red Swamp Squirrel
52964 ♀ TL. 1020. LT. 195. LH. 258. HS. 487. LG. 88.
Skin & skull.

Oct 18
No 1759. Reddish Colobus.
52277 ♂ TL. 1180. LT. 725. LH. 180. HS. 360. LG. 35.
Skin, skull & leg bones

No 1760. Reddish Colobus
52278 ♂ TL. 1315. LT. 800. LH. 190. HS. 380. LG. 40.
Skin & complete skeleton.

No 1761. Xanthopygus
53005 ♂ TL. 550. LT. 30. LH. 82. HS. 165. LG. 35.
Skin, skull & leg bones.

No 1762. Colobus white whiskered
52159 ♀ juv. TL. 610. LT. 375. LH. 95. LG. 34.
Skin & skull & leg bones
Whitish (silvery gray) on head & gray
on back, tail fairly whitish.

Alpenge Oct 18/1913

1763.
53165

Young Antelope (had a large foetus, all water)
♀ TL 590. LT. 85. LH. 165. LG. 53. HS. 340

Skin, skull & leg bones

No. 1764.
53166

Young Antelope (foetus of above)

♂ TL. 280. LT. 50. LH. 110. LG. 41

Skull & flat skin

No. 1765.
51728

Porcupine

♀ TL. 920. LT. 110. LH. 110. HS. 31. LG. 47

Skull (broken) study skin (damaged)

No. 1766
51444

Nandinia binotata

♂ TL. 1110. LT. 580. LH. 94. HS. 195.

No. 1767
53167

Young Antelope

♀ TL. 590. LT. 79. LH. 169 HS. 320. LG. 49

Skin, skull & leg bones

No. 1768
52823

Smaller forked tail

♂ TL. 1000. LT. 145. LH. 242 HS. 445. LG. 82

Skin & skull

No. 1769
53021

Smaller large horned

♀ TL. 1070. LT. 155. LH. 250 HS. 460. LG. 92.

Skin & skull

No. 1770
53022

Smaller large horned

♂ juv. TL. 100. LT. 92. LH. 208. HS. 364.

LG. 77. Skin, skull & leg bones

Chicago Oct 19/1915

No 1771. Bluegray Squirrel

52739

♂ TL. 735. LT. 93. LH. 170 HS. 320. LG. 58.

Skin & skull

No 1772 Cercopithecus white nodd and eared

52543

♂ TL. 1320. LT. 880. LH. 144. HS. 285. LG. 35.

Skin & skull.

No 1773. Squirrel large horned

53023

♂ TL. 1100. LT. 140 LH. 255. HS. 475.

LG. 95. Skin, skull & leg bones.

No 1773 Squirrel large horned ♂ skull only.

53024

No 1774. Bluegray Squirrel

52740

♂ TL. 745. LT. 85. LH. 186. HS. 370. LG. 55.

Skin & skull

No 1775. Manis TL. 690. LT. 413. LH. 54. HS. 105.

53684

Skin & skull.

No 1776. Cercopithecus black occip.

52367

♀ TL. 1245. LT. 795. LH. 135. HS. 285. LG. 38.

Skin & skull.

No 1777. Genetta

51534

♂ juv TL. 635. LT. 300. LH. 68. HS. 11. LG. 33.

Skin & skull.

No. 1778. Blackfaced Cerecibus

52643

♀ TL. 1070. LT. 615. LH. 145. HS. 310. LG. 37.

Skin, skull & leg bones.

1872

Whence Bot. 20/1913

- No. 1779. *Red Swamp Creeper*
52965 ✓
♂ TL. 1050 LT. 170 LH. 272. HS. 50. LG. 80.
Skin, skull &
- No. 1780. *Bluegray Creeper*
52741 / 61741 ✓
♂ TL. 745. LT. 115. LH. 175. HS. 350. LG. 55.
Skin skull & leg bones.
- No. 1781. *Red Swamp Creeper*
52966 ✓
♀ TL. 1070. LT. 190 LH. 275. HS. 490. LG. 85.
Skin & skull.
- No. 1782. *Reddish Colobus* ♂ TL. 1155 LT. 645. LH. 178.
52279 ✓
HS. 340. FE. 36.
Skin, skull & leg bones.
- No. 1783. *Large reddish brown Creeper*
52897 ✓
♀ TL. 890. LT. 105. LH. 215. HS. 41 LG. 66
Skin & skull
- No. 1784. *Bluegray Creeper*
52742 ✓
♂ TL. 745. LT. 110. LH. 178. HS. 335. LG. 61.
Skin & skull.
- No. 1785. *Canacal*
51997 ✓
♀ juv TL. 910. LT. 300 LH. 160. HS. 310. LG. 57.
Skin skull & leg bones
- No. 1786. *Reddish Colobus*
52280 ✓
♀ TL. 1450 LT. 645. LH. 180 HS. 315. FE. 29
Skin & skull.

Change bet 21/1913

No 1787. Black faced Cerecolbus

52644

♀ TL. 1450 LT. 645. LH. 180. HS. 315.

H. 39. Skin & skull & legbone

No 1788. Mammis ♀ TL. 665. LT. 385.

53885

Skin & skull

No. 1789 Cercopithecus Black occiput.

52368

♂ TL. 1470. LT. 920. LH. 157. HS. 320. LG. 48.

Skin & complete skeleton

No. 1790. Black faced Cercocobus

52645

♂ TL. 1235. LT. 710. LH. 163. HS. 365.

H. 40 Skin, skull & legbone.

No. 1791. Cynocephalus

52670

♂ TL. 1160. LT. 545. LH. 227 HS. 227 HS. 65.

Skin skull & legbone.

No. 1792. Snicker large horned (Maire)

53028

♂ TL. 1065. LT. 145. LH. 249 HS. 47. LG. 89

Skin, skull & legbone

No. 1793. Snicker large horned

53026

♀ TL. 1060 LT. 160. LH. 244 HS. 45. LG. 87.

Skin & skull.

No. 1794. Calobus white whiskered

52160

♂ TL. 1350. LT. 780. LH. 187 HS. 340. LG. 46.

Skin skull & legbone

- 540
Orange bet 21/1913
No 1795. Large reddish brown Spider
Red Colobus ♂ TL. 1020 LT. 130. LH. 240. HS. 530. L4. 77.
52498 Skin, skull & leg bones. (skull only)
No 1796. Nandinia binotata
51450 ♀ juv. TL 840. LT. 465. LH. 77. L4. 33.
Skin & skull.
No 1797. Black Cercopithecus
52615 ♂ TL. 1330. LT. 810. LH. 180 HS. 380. H4. 40.
Skin & leg bones
No 1798. Reddish Colobus
52281 ♂ TL. 1351. LT. 790. LH. 192. HS. 390. L4. 38.
Skin skull & leg bones
No 1799. Cricetomys
51139 ♂ TL. 753. LT. 405. LH. 71. HS. 40. L4. 43.
Prep. as small mammal.
No 1800. Nandinia binotata
51022 ♀ TL. 1020 LT. 545. LH. 95. HS. 195. L4. 36.
51022 Skin & skull.
No 1800. Spider large horned
53027 ♂ Skull only
No 1801. Reddish Colobus
52282 ♂ TL. 1100. LT. 625. LH. 175. HS. 310. H4. 36
Skin, skull & leg bones

Whence Oct 22 / 1913.

No. 1802

53169

✓

Reddish brown antelope with white spots on base of ears. (Skin skull & legs)
TL. 650. LT. 80. LH. 164. HS. 310. L2. 52.

No. 1802

53697

No. 1803

52467

✓

Potamochoerus ♂ skull only
Reddish Swamp Antelope (horn broken)
TL. 1080. LT. 180. LH. 252. L2. 80.

Skin & skull.

No. 1804

52968

✓

Reddish Swamp Antelope
TL. 1050. LT. 170. LH. 270. HS. 470. L2. 82.
Skin skull & leg bones

No. 1805

52899

✓

Large reddish brown Antelope (Kudu-like)
- whole

TL. 800. LT. 110. LH. 215. L2. 70. HS. 180.

Stom. cont. forest fruit & some blades of grass

No. 1805

52743

No. 1806

53170

✓

Blue ^{gray} Antelope ♂ Skull only
Small gray brown. Antelope, white spots on ear. (Malagasy)

TL. 580. LT. 75. LH. 164. L2. 47.

HS. 310.

Skin skull & leg bones.

No. 1807

51451

✓

Mandrinia ^{binotata} (senott)
TL. 1000. LT. 550. LH. 95. HS. 170. L2. 37.

Skin & skull

Wm. Oct 22/1913

1808

52469

✓

Red forest knicker (Red Swamp)

♂ TL. 1020. LT. 190. LH. 250. HS. 495.
LL 84.

Skin, skull & leg bones

1809

51620

✓

ⁿ²⁵⁰
Haplorhina TL. 815. LT. 380 LH. 103.

HS. 17. LL. 35.

Skin & skull.

1810

52037

✓

Leopard juv. ♂ TL. 600. LT. 245. LH. 85.

HS. 150. LL. 36.

Skin & skull.

1811

52038

✓

Leopard juv. ♂ TL. 590. LT. 250. LH. 90.

HS. 150. LL. 35.

Skin & skull & leg bones

1812

52283

✓

Red Colobus (Mlungu)

♀ TL. 1290. LT. 780. LH. 188. HS. 350

LL. 38.

Skin & leg bones & skull

1813

51621

✓

ⁿ²⁵⁰
Haplorhina

TL. 1010 LT. 425. LH. 100. HS. 205.

LL 38. (right forelimb damaged)

Skin & skull.

1814

53886

✓

Manis

♀ TL. 590 LT. 360. LH. 52

Skin & skull.

Aranga Oct 22 / 1913

1815 ✓ *Okapi*

51222 ✓

♂ TL. 2280 LT. 455. LH. 625.

#S. 137.

Photo. Skin & complete skeleton.

1816 ✓ *genetta*

51555 ✓

♂ no meas. Skin & skull

1817 ✓ *genetta* ♂ no meas. Skin & skull

51555 ✓

1818. Red Swamp *hutter*

52970 ✓

♂ Skin & skull, no meas.

1819 *Marrin* ♀ TL. 630. LT. 350 LH. 46.

53887 ✓

Skin & skull

1820. (*Melgior*) ♀, small grayish brown

53171 ✓

skull

♀ TL. 310 LT. 39. LH. 123. #S. 420.

Skin skull; 9 leg bones listed as driver

Oct 23
1821.

51801 ✓

Civet

♀ TL. 1065. LT. 415. LH. 124. #S. 33.

LZ. 53

Skin skull & leg bones.

1822. ✓ *Randinia binotata*

51452 ✓

♂ TL. 920. LT. 465. LH. 96. #S. 165.

LZ 37.

Skin, skull & leg bones

Orange Oct. 23 / 1915.

1823. ✓ *Mandinia bimotata*

51453

✓ ♂ TL 1135. LT. 1617 LH. 100.
HS. 20. LE. 38.

Skin skull & leg bones.

Oct 24

1824

52161

✓ ♂ TL 1450 LT. 875. LH. 190 HS. 390
H. 46

Skin, skull & leg bones

1825

51540

✓ *Genetta*, brownish spots.

♂ TL 850 LT. 400 LH. 85
HS. 165. LE. 40.

Skin skull & leg bones.

Dors brownish (med.) base pinkish
brown, soles of feet pinkish brown

1826.

51718

✓ *Melomys atricollis*

♂ TL 610. LT. 175. LH. 72. HS. 130
LE. 37.

Skin & skull

1827

✓

Hesperomys (like other)

♀ juv TL. 103. LT. 81. LH. 123 HS. 200
LE. 35.

Skin & skull

1828

51454

✓ *Mandinia* ^{*bimotata*} ♀ TL. 1010. LT. 530 LH. 88

Change Oct 24/1913

1828 H.S. 175. L. 37.

✓
Oct 25 Skin & skull

No 1829 Civet

51802

✓
♀ TL 1175 LT. 445 LH. 133. HS. 285.
L. 55

Skin skull & leg bones

1830 ✓
Herpestes, ^{ichneumon} blackfooted

51822

✓
♀ juv. TL 472. LT. 215. LH. 67.
HS. 92. L. 27.

Oct. 27 Skin skull & leg bones

No 1831 ✓
Poyana (Kipi) ♂ TL 695. LT. 374.
LH. 62. HS. 100. L. 33.

Photo

✓
Skin & skeleton, terminal phalanges
in the skin

No 1832. Akleura

51726

✓
♀ TL. 620. LT. 190. LH. 76. L. 38.

Oct 28 Skin & skull.

No 1833. Genetta

51556

✓
♀ TL. 975. LT. 485. LH. 95. HS. 185.
L. 41.

Skin, skull & leg bones.

1834 White whiskered Colobus

52162

✓
♂ TL. 1447. LT. 865. LH. 192. HS. 400. L. 40.

Skin skull & leg bones

Orange Oct 29/1913.

1835. *Blas. cercerebus* (Milita)
52616V ♀ TL. 1235. LT. 800 LH. 155. HS. 350.
HE. 36.

Skin & skull.

1836. *Atherura* (Miles)
51723V ♂ TL. 635. LT. 195. LH. 75. HS. 160
LE. 36. Skin, skull, & leg bones

No. 01836. *Potto* ♀ skull only

52686
No. 1837. *Atherura*
51725V ♀ TL. 645. LT. 205. LH. 78. HS. 140
LE. 38. Skin, skull & leg bones

No. 01837. *Smilax* ♀ (Weine) short thick
53028 * head & neck, skull only & tail
The stomach contained 52
green fruits, ^(leaves many small pieces of) as they are found
on the ground underneath many
tall trees in the forest. Some
of these fruits are swallowed
whole, but most of them are chewed
in a few pieces. The largest fruits
found in this stomach measured from 20
to 35 mm in diameter. The pulp
of these fruits is from 5 to 20 mm thick & has
inside a blackish rough nut with
a whitish kernel.

or some of the pieces

945

4253	1700	1228
3803	2103	2025
<hr/>	<hr/>	<hr/>
0450	3803	3253