

*Serpentes*  
*Batrachians.*  
*1914.*



prepped May 1914.

No 308

369

R1202

*Slaradea anere*, square snout  
dark on crown, tip of snout &  
sides of head look like mouldy,  
(gray with numerous tiny black  
spots) gen. col. a pale brown  
with many dark blotches across  
back & a few black markings on  
sides. ventral surface & glosary  
pale yellowish with many black  
spots. the lower jaw is darker.  
The iris a fine mixture of white & dark  
spots. The pupil seems to be round.

Red foot  
or yellow  
like No.  
3077.

It is very smelly. TL. 500. Wm. 97 mm

No. 3082. small (reddish) brown tree toad  
dorsum that lighter on sides, yellowish  
on throat, reddish on abdomen &

Notes Over surface of limbs, in fact all of  
from the hindlimbs not to be seen in a  
life. Squatting position is red. here are

a few dark gray markings, on the crown,  
behind the shoulder, on pelvis & across

hindlimbs but they are not conspicuous.  
Well protruding dark gray eyes (nearly  
black. the pupil being broadly elongate,  
photographed on decomposed piece of  
wood. <sup>rather smelly</sup> the membrane between the toes  
is above also red.



made May 1914

3083. Three compressed snakes of  
3084 rusty red appearance, the  
3085 sides are beautiful winered  
to ventral surface pale pinkish  
finely dotted in gray, <sup>but</sup> indistinct  
lines on edges; There are <sup>rows</sup> of obliquely set squares with light  
centers on both sides at  
fairly regular intervals  
the crown brownish red  
this brownish red, pupil oval vertically  
placed; one of the specimens  
had swallowed a toad. The  
throat & neck (underneath),  
R 12229 are lighter.

12232 No. 3083 has been photographed  
09-148 TL. 112 cm LT. 245

No. 3086. Practically the same snakes as  
above, but darker crown  
that pale greenish gray on sides, &  
dark gray pattern with light  
centers. Between these pattern  
there appears a faint elongate grayish  
triangles, the ventral surface  
is pale pinkish, & the line formed

by the dark markings on edges  
of ventral scales are more distinct?  
see photog. capn. T1830 and T187 mm  
No. 3087. Tree toad, fairly smooth  
skin, ochre gen. col. above, also  
bands on the upper sides of thigh of same col.,  
gray on sides, whitish on ventral  
surface, iris golden.

No. 3088. Tree toad, bright green  
with yellowish tiny dots above.

No. 3089. Tree toad, same as No.  
mis spec. was partly black as  
gen. col. above see for other col.  
cat No 2873.

No. 3090. Tree toad, bright green, but  
dark cross markings showing  
distinctly, a few yellow dots on  
back, yellowish on lower  
side of hindlimbs.

No 3090. Small tree toad (32 mm. altitud)  
Photo Gen: col. reddish brown, with dark  
12 mos. blotches, from nostrils to eyes, <sup>one</sup> below  
each eye, one across the crown between  
3093 etc eyes, one from eyes down to middle  
of belly, one on either side of the  
pelvis, one dark marking above anus  
a few smaller on upper surface of hindlimbs  
sides a tinge of yellow ~~on~~ rather large  
yellowish patch; extremely ventral surface



Thyrid June 1914

The not visible portion of hindlimbs  
flesh color (transparent pinkish brown)  
the edge of ~~lower~~<sup>the</sup> tarsus whitish  
with black spots, the <sup>lower</sup> surface  
of feet (pads) dark pinkish brown.  
The hinddark brown, really round  
pupet (slightly oblong)

No. 3091. a small pale greenish treehopper,  
has no ~~pad~~, but the rather heavy

(TL 27.5 mm) (thick) membranes reach to the edge  
of the toes, <sup>there is no reaching, it is made up of</sup> below ~~the pad~~ replaced  
by a series of ridges (resembling  
those of geckos though by no  
means as sharply defined in outline);  
pale green above, except the feet

the photo  
after death  
on moss.

20th

517

that are pale grayish with tinges  
of gray, the skin has numerous  
tubercles, especially at base of hindlimbs  
~~but appears smooth~~  
to the eye when looked at it from  
a distance; the head whitish.  
The ventral surface whitish with  
a tinge of yellow on abdomen  
lower surface of hindlimbs  
grayish. The <sup>inside</sup> ~~lower~~ edge of the pad  
~~foot~~ <sup>on lower surface</sup> has a yellowish tinge.  
a grayish line outside along

an <sup>an</sup> ~~an~~ <sup>an</sup> half circle above the gray <sup>an</sup> ~~an~~ <sup>an</sup>   
the base. The sides gray <sup>an</sup> ~~an~~ <sup>an</sup>   
peckled with white, a dark   
gray (somewhat indistinct of party   
broad) line from tip of head across   
eyes to just beyond fore limb,   
the edges of mouth dark gray.

A rather curious looking creature   
with its small head <sup>its</sup> ~~its~~ <sup>its</sup>   
body, & its queerly shaped feet   
of which the middle toe from   
above looks enormously long broad.   
The pupil is horizontally elongate,   
bronzé iris.

No 3092. a pecked another remarkable   
example of the great variety   
of Batrachians of these regions.

3014. It has a greenish gelatinous   
Photo look, with many rather rounded   
protuberances, but the extraordinary   
feature are the tiny black spines   
distributed irregularly   
all over the upper surface of the   
including limbs, <sup>on the</sup> ~~on the~~ <sup>on the</sup>   
surface of the tarsus shows another   
salient feature, it is covered   
with numerous black spinous   
procrescences of which are at least   
four rows though irregularly distributed   
from calcaneum to toes (incl) ~~most~~



Medic  
If these black apices are much larger than  
No 3092 those on body, & are very conspicuous,  
& directed with the feet, point towards the back.  
Those on the body being hardly  
noticeable as being covered with  
or partly imbedded in slime.

The sitting position 37 mm. long.  
The gen. col. above is a glaucous, ~~adum~~  
yellow. The snout with many  
blackish fairly regularly meshing.  
The snout is dark gray between  
the eyes a blackish ~~irregular~~  
marking with a triangular  
point directed backward  
which is met by a dark ~~cross~~ <sup>line</sup> ~~span~~  
about the shoulders a triangle  
in the middle pointing forward  
a few <sup>small</sup> spots & blotches behind it  
a large <sup>elongate</sup> ~~patch~~ <sup>of</sup> ~~the~~ <sup>color</sup> ~~at~~ <sup>in</sup> ~~front~~  
of base of hindlimb. 3 dark  
band on legs, 2 on <sup>thighs</sup> ~~forelimbs~~  
94 not quite as distinct on bases  
of hindlimb, the <sup>upper legs</sup> ~~lower~~ ~~show~~  
numerous also show 2 or 3  
dark meshings, the ~~radicles~~ outside  
these dark bands of which the upper  
at elbow is indistinct, the  
feet dark, the



63092 sides are grayish with dusky  
cloudy markings & a few tiny white  
dots, that are more common on  
ventral surface which is a mixture  
of gray & dusky clouds with ~~series~~  
irregular groups of these tiny white  
dots. There are numerous pointed  
protuberances on lower side of  
leg (high). The dark cloudy markings  
about base of <sup>leg</sup> ~~foot~~ <sup>leg</sup> does not reach  
to the left. The throat is ~~thorax~~ also  
cloudy with many single small  
white dots of a few of which form  
minute protuberances. On the  
base of lower jaw just inside  
are two (one on each side) nearly  
cylindrical, smooth <sup>ridges</sup> ~~feet~~ <sup>ridges</sup> ~~in the middle~~  
& well defined of pale gray color.  
The eyes are normal in size of  
dark gray color with pupil  
horizontally elongate. The nostril  
end sideways on a somewhat  
raised ridge which gives the head  
a square topped appearance  
when looking from above & slightly  
from behind. There ~~is~~ especially

large & numerous wartlike  
procrenences that form a band  
of the eye a sort of irregular  
half-moon. The tongue is very long,  
as broad as the lower jaw,  
heavily fringed on the rear  
& of a bright yellow tint.  
Taken by a native in the forest  
between stones near a brook,  
it was very little alive when I  
received it & though I tried  
to keep it alive, it died shortly  
afterward. There is a  
photographic study after  
death. (on back)

No 3093 small head, gen. col. dark brown  
though the markings being hardly  
visible when looked from a distance  
same as 3090.

No 3094 same as above but pale gray, the  
markings same as 3090, but the  
dark markings appear paler, pale  
brown, the iris grayish silvery.

No 3095 same as above, gen. col. above pale  
greenish gray, the markings appear  
as pale reddish brown, in this  
spec. the blotches are irregular.  
The abdomen is orange & has a reddish tinge  
same as 3090. These beetles are



a very curious manner to turn  
backward in jumping contrary  
to the direction taken at the start  
what makes it difficult to catch  
them, because they usually take  
3 or 4 jumps & then keep motionless.  
They also can turn actually  
summersault. When landing they  
take advantage of every possible  
cover.

No. 3096. Lizard, ~~dark~~ greenish brown  
back with a few lighter <sup>spots</sup> along  
two rows edged by a pale yellowish  
line. a broad dark brown lateral  
line from (behind the eye) starting  
in a point ~~terminating~~ beyond  
the base of tail where it gradually  
disappears, as the tip of tail about  
an inch is pale reddish brown.  
The dark brown stripe is bordered below  
by a white line from behind the eye  
to base of hind limbs; below this  
white line a mixture of black & gray  
& white markings. the ventral surface  
glossy white, the lower jaw bluish  
white. the lower side of tail also bluish white.  
the upper side of tail is chiefly brownish  
green, with grey & yellowish hints as macu-  
les diffused markings.

No 3097. Reptoad same as 3092  
same color, but the spinous  
procrenences on the bars of hindlimb  
are not as numerous & well formed  
(in a small brown bottle)

No. 3098. Slender snake, obscure smell  
head, dark blue gray above,  
creamy below freckled irregularly  
with gray blotches, the lower side of  
tail dark gray.

Had swallowed two earth worms.

No. 3099. Small snake, small elongate  
R 12026 head, pale blue gray as a gen. vt.  
(07-45) above with irregular black cross  
bars most of them only on one side  
~~to~~ they reach <sup>only to the</sup> from the back, they seldom  
are placed opposite each other though  
a few of them join all across;  
ventral surface a dirty brownish  
with scales edged light gray posteriorly  
& many minute white dots.

big eyes, the iris grayish, pup. with elongate.

3100. Two toads, light <sup>yellowish</sup> brown (black mottling  
3101 blacker), a light green stripe from  
tip of head across eyes to beyond  
the forelimbs, brownish gray sides  
freckled with dark markings, whitish  
ventral surface; No 3101 is grayish  
brown above.



<sup>ridge numerous</sup>  
3102 small tree-toad, light brown bronze

3103. as gen col above, darker anteriorly

Photo a pale yellowish line from tip of head across eyes to base of hindlimbs.

Photo sides pale buff, bronze iris.

on a yellowish throat, white abdomen,

Photo a light stripe on inside of upper side of thigh bordering the belly when in

resting position inside of outside

a few white dots on thigh &

lower back. TL. ~~27~~ 27 mm.

No 3104 small tree-toad. light brown

above with dark brown pattern

light gray iris, pale yellow throat

a yellow whitish yellow spot on the

fin pinkish yellow like abdomen

The pads yellowish except the grayish outer ones.

No 3105 small tree-toad TL 30 mm.

Photo gen. col, light or dark brown

2 four mm. <sup>black</sup> broad band from between

3096 eyes down the back, from tip of head

on a line down to base of hindlimbs arching

covered up to the pelvis & down to the anus

with a broad black band with

diffused lower edge; in most

spec. there are a number of fine

white dots on the dark markings.

The sides brownish white with a

few white spots. pale brown throat  
white abdomen; yellowish inner side  
of the shank; yellowish to coral  
except the outer ones. dark brown  
eyes. 8 in a small bottle.

They are found in hollows in dead  
trees, in hollows in the bark, under  
neath leaves. During the day time  
never to be seen without cover.

They at once try to hide. creeping  
underneath leaves & sticks, or in any cavity  
large enough to hide their body.

3106 two large bright green footpads

3107. no yellow on limbs.

3108. Gecko rather slender, long  
limbs (TL. 113 mm long. (T. 57 mm)

new  
specimen  
the <sup>well</sup> formed footpads below  
grey, above a mixture of black, dark  
brown, med. & light brown. the  
gen color is rather dark brown.

The lower surface pale yellowish  
brown mottled with dark spots.

The tail underneath darker.

The iris finely veined pale yellowish  
silvery tinge.



Photo June 19/4

3109.

Large lizard TL. 330 mm.

LT. 215 mm. gen. col. above

Photo  
from  
life.

med. greenish brown with  
many wavelike black markings  
of a few pale yellowish single  
scales that become more  
numerous on the ~~tail~~ tail  
the posterior portion of which  
is greenish brown, the  
crown light brown, the iris  
dark, the eyelids with pale  
yellow edge; a brown mark  
of eye to back of tympanum  
a black marking, below  
which there is a pale yellowish  
green area about the lips.

The ventral surface bright  
blue green, on the sides  
edged with yellowish green;  
the throat & lower jaw  
yellowish green. The sole  
of feet dark gray.

No 3110. Large lizard - gen. col. above  
a bright rusty red, darker  
on back, with a few light spots  
dark gray sides with few  
white spots, whitish ventral  
surface, yellowish on lower  
surface of hindlimbs.

ridge June 1914  
3111. Large tree toad, green col. greenish  
gray with minute dark markings,  
darker back, dark bands on  
limbs, whitish <sup>ventral</sup> surface.  
Greenish brown markings  
from eye running down  
the sides

3112<sup>x</sup> male, a rather large, (07-47)  
R1205<sup>2</sup> flat head with square muzzle  
Photo green col. above dark blue  
gray, ridged scales dull  
glossy darker brown  
faintly large protruding  
eyes, ventral surface  
milky white.

TL .1087 mm. L.T. 224.

No. 3113. fairly flattened Blindworm  
of dark blue gray color  
with light gray tip of head  
It has no eyes, but on the right  
side about on the place where  
the eyes should be is a pale gray  
spot, & much larger one on  
the middle of the crown, there  
is none on the left.

No. 3114. young tree toad same as No 3092  
& 3097 but has no spinous protuberances



mid June 1914  
3115. small gecko was perfectly black,  
above but when injected turned  
grayish. The ventral surface  
shows a large yellowish band  
from the throat (dark gray with  
its typical black markings)  
to tip of tail with is gray  
terminal pad. The dorsal  
surface of hindlimbs are  
also yellowish. The feet grayish.  
Taken from underneath  
the bark of a fallen tree.

Tl. 78 mm. LT. 41 <sup>above</sup>  
3116, green viper, a dull velvety  
green (Tl. 580 mm. LT. 50 mm)  
Photo. with darker markings  
across. The crown is  
smooth but not glossy.  
On base of head a fine white  
line (arrow-shaped, in this  
spec. not complete but open.  
a yellow lower jaw & throat  
& an enamel-like yellowish  
white ventral surface.  
Iris grayish green, nearly  
round pupil.

No 3117. Small tree-toad (same as  
No 3091.) in small brown bottle  
medium green above with erigone  
dark markings otherwise just  
like 3091.

3118. Tree-toad ♀ on her a heap  
of a substance that resembles  
moldy beaten white of egg  
in which the eggs are deposited  
inbedded. See cat No 3068.  
spec. photographed on nest  
on tree trunk about 3 feet  
from the ground, where  
it was taken when it still  
arranged its nests.  
The one placed to be upper  
♀ also to be underside  
of the nest was made by  
two of the ♂ which was close  
by was also taken, the  
leaves was about 8 feet  
from the ground & so  
protected that neither the  
sun nor the rain could  
have reached it, though  
the nature of the cavity



and by June 1914  
from the overhanging leaves  
would certainly have found  
it. The one on the tree was  
also protected from the sun  
& rain, it is evidently  
the <sup>warm</sup> moist air that hatches  
the eggs.

3/19. a green viper, had swallowed  
a rat

3/20. small greenish tree toad 27 mm  
long. There is a pale brown design  
from between the eyes down the  
back bordered by a dark line or  
only pale dots. In front  
of the eyes } & outside of  
his pattern } pale yellowish  
gold, side pale greenish.  
ventral surface pale jelly like  
greenish with white area on breast  
in bronze.

3/21. slender slug like compressed  
gen. col. above brownish  
green, paler on sides turning  
pale yellow below to bright  
yellow. <sup>emerald green</sup> ventral surface  
the lower side of tail greenish.

Photo  
iris dark brown, large eyes  
fairly broad neck & thin neck  
snout vertically elongate. TL 000. GT. 254

Snide June 1914

No 3122 large bottle with numerous  
lizards & several snakes,  
some specimens have  
their individual nos.

No 3123. large bottle with lizards  
toads & frogs, & geckos. some  
spec. have their individual  
nos.

No 3124. 3125, 3126. 3127. 3128  
(3129). (3130) six bottles containing  
lizards, & Batrachians, some  
having their original numbers

No 3131. small bottle with tree toads  
June 1914

No 3132. small brown bottle with  
tree toads

No 3133. bottle with pale pinkish  
Blindworm

No 3134 & 3135 two bottles  
with frogs, tree toads, toads  
& few chameleons.

3136 large horned viper TL. 880 LT. 64  
3137 large horned viper TL. 885 LT. 135  
of both Skin & Skull.

No 3138. 3139 large black cobra

R12323- with pale buff bands on  
12324 throat



3140. 3141. 3142. three small  
cobras (2 of preceding?) show  
a white interrupted transverse  
pattern

3143 & 3144. snake resembling  
Blindworm, dark brown, <sup>& light</sup> buff  
pale gray & pink

3145 & 3146. two large black  
snakes. R12297-98 (87-177)

3147. 3148. 3149. 3150. 3151  
five snakes with coral red  
stripes

3152. 3153. two laterally  
compressed buff snakes  
with dark gray cross pattern  
(07-146)

3154. 3155. 3156. three snakes  
blue gray with flat head square  
snout R12053-55 (07-47)

3157. 3158. 3159. 3160. 3161. 3162

3163. 3164. 3165. 3166. 3167. 3168

3169. 3170. ~~fourteen~~ big forest  
lizards (Menzies)

~~for~~ 3171. 3172. 3173. 3174

four green vipers with yellowish  
cross pattern

3171. 3172. 3173. 3174. 3175. 3176

3177. <sup>3178. 3179. 3180. 3181.</sup> seven dark greenish velvet  
vipers with dark cross pattern

No. 3182. 3183. 3184. 3185 four  
blindworms. dark grayish  
blue speckled with light buff.  
ventral surf. buff.

No. 3186. 3187. 3188. 3189 3190  
five spinous forest toads  
reddish especially on sides  
with velvety dark pattern  
on back.

3191. common toad.

3192. common large frog.

3193. yg of the large forest toad  
(Hemysaurus)

3194. 3195. 3196. 3197. 3198

3199. 3200 seven large green  
tree toads.

3201. 3202. 3203 3204 four  
dark spinous forest toads.

3205. 3206. 3207. 3208. 3209  
five large tree toads, smooth  
skin.

3210. 3211 3212. 3213 3214. 3215

3216. 3217. 3218. 3219. 3220. 3221

3222. 3223 3224 3225 <sup>smaller</sup> large  
tree toads, finely granulated  
skin, various tints, from  
green, brown, to pale golden  
always yellowish lower thigh



3226 3227. 3228 Two large  
common treefrogs.

3229, 3230. 3231<sup>3232</sup> 3233. 3234.

3235. 3236. 3237. 3238 3239  
3240. 3241. 3242. 3243. fifteen

treefrogs, ~~the~~ female of which  
lay their eggs upon bark of  
trees or upon leaves.

The jelly like <sup>material</sup> ~~which~~ <sup>that comes out with the eggs</sup> ~~surrounds~~  
the eggs until it looks & appears  
as the consistency of beaten  
egg white in which the eggs are  
imbedded & left to elonior  
by the humidity.

3244 small (young) land turtle

3245 yg monitor

3246 ground lizard with  
reddish scales

3247. 3248. 3249. 3250. 3251

3252. 3253. 3254 3255 3256

3257. eleven tree lizard.

males & females

3258, 3259 two tree horned  
chameleons, male & female  
the latter without horns.

3260. 3261. 3262. 3263. 3264. 3265

six med. sized chameleons

Mudge June 1914

3310. 3311. 3312. 3313 four

med. sized chameleons

3314. small snake dark blue gray

R1202<sup>28</sup> with black cross markings

(07-40) long obtuse head & little eyes.

3315. small (young) viper grayish

with black & white cross markings  
brownish crown & trail, a triangular  
marking a few lines above & below  
the eyes whitish, ventral surface  
grayish, white lower jaw  
& a few white bars. probably  
the yg of the velvety dark  
green viper that has the  
same V-shaped white line  
on base of head

3316. blue gray snake, with  
R1201<sup>28</sup> reddish brown iris & vertically  
elongate pupil.

3317. Gecko. dark greenish brown  
with velvety black marking  
edged with yellow, dark blue gray  
regenerated tail, sides brown  
gray, ventral surface  
pinkish gray, underside  
of tail dark gray.



R + 3295. 3296. 3297 three  
17030-  
32  
buff snakes with dark brown  
D7-45) 9 whitish border. a few  
dark spots along body. dark  
ventral surface.

3298 dark gray blue snake  
3299. 3300 with pale yellowish  
underside, slender neck  
long pointed tail

3301. 3302. two snakes dark blue  
gray, small head 9 eyes. one  
creamy white on ventral  
surface, the other mottled  
with gray gradually becoming  
uniform <sup>gray</sup> toward the tail  
which is all below dark gray.

3303 3304. 3305. 3306. three dark  
blue gray snakes small head  
9 tiny eyes with whitish  
ventral surface 9 a yellowish  
pattern behind head which  
extends forward to sides of  
head.

3306 3307. 3308 two large forest snakes  
B12335  
D7-45) 3308 + reedy red compressed snake  
3309 black yg cobra with white  
markings

3333. a snake like Blind worm  
dark brown & huffs

3334. 3335. 3336. 3337 3338.

five large green beetles

3339. tree of the largest forest

3340. seeds, one partly grown

3341. is pale greenish gray in color  
on back

3342. 3343. 3344. 3345

four skeletons of the largest  
forest tree

3346. spinous forest tree  
reddish on sides

3347. small spinous forest tree

3348. large beetle smooth skin

3349. large beetle greenish brown

3350. snake with ~~red~~ striped stripes

3351. large green lizard 14.393 mm

3352. 3353 3354 tree of

and turtles

3355. 3356. two snakes, like

Photo Blind worm, always  
roll up to a sort of  
knot, mostly head hidden  
between the curls, tail  
pointing outwards



July 19/14

3318 large Gecko TL. 162 mm. five dark  
brown velvety blotches from behind  
the head to the base of tail,  
gen. col. yellowish gray, all over  
the back & the feet excepting toes  
& large number of pale yellowish  
papillae. The tail a mixture  
of green yellowish & gray tints  
The head crown dark with  
diffused yellowish marking  
large eyes, iris yellowish brown  
finely veined with silklite vertical  
pupille. lower jaw & throat  
yellowish, belly greenish.

3319. green upper with yellowish trans-  
verse pattern.

3320. 3321. two snakes with coral  
stripes

3322. greenish gray with reddish  
brown iris & silklite vertically  
placed pupil

3323. 3324. two light grayish blue  
snakes with slightly grayish underparts

3325. 3326. 3327. 3328. 3329. 3330.

3331. var med. sized chameleons.

3332. 4 small treehorned chameleons

394  
Nidge June 1914

3384. 3385. 3386. tree medium  
chameleons

see watercolours

3387. tiny chameleon.

see watercolour

Anakuli May 20/1914

3388. large gecko, pale grayish.

Anakuli June 10/1914

3389. large ground lizard, reddish

sides. see watercolours.

Anakuli March 5/1914

3390. red-striped snake, yw.

3391. green bellied large forest lizard

May 15/14. 3392. cobra dark with yellowish

scales. R12142. (67-70)

Anakuli Aug 15

3393. gecko, taken from the wall of a brick  
house.

3394. 3395. two large lizards. f.

Anakuli Aug 25

3396. a embryo of crocodile (taken  
from the egg)

3397. two lizards from Punge April 20/14

3398. large lizard Stanleyville Dec. 1913

3399. small lizard " " "

3400. " " " " "

3401. " " " " "

3402. " " " " "

3403. " " Stanleyville Jan 1/15

3404



medge July 1914

3357. 3358. 3359. 3360

from small bottles  
containing frogs,  
lizards & snakes etc,  
a few of them having  
numbers

(3358-  
R12210  
07-184

3361. large three horned  
chameleon.

<sup>Amakulic Dec 15</sup>  
3362. watersnake - see watercolor

<sup>May 28/1914</sup>  
3363. Python dead only, T. 458 cm.

<sup>Amakulic Aug. 24/1913</sup>  
3364. large lizard, Agama,  
see watercolor

<sup>Aug. 31/1913</sup>  
3365. large common toad.

see watercolor.

<sup>see 16/1913</sup>  
3366. Salween viper see watercolor

<sup>Sept 28/1913</sup>  
3367. large tree toad -  
see watercolor.

3368. large tree toad.

<sup>March 27/1914</sup>  
3369. Keel scaled watersnake R11964

<sup>May 8/1914</sup>  
3370. small slender snake.

<sup>June 14/1914</sup>  
3371. Gymnophthalmus

<sup>medge May 9, June 1914</sup>  
3372. 3373. 3374. 3375. 3376. 3377. 3378

<sup>medge</sup>  
3379. tree anole chameleons

3380. 3381. two <sup>tiny</sup> ~~small~~ chameleons.

3382. three horned chameleon

see watercolor

3383. three horned chameleon

see watercolor

3425, 3426. Two vipers  
with black arrowhead marking  
on crown.

3427. Cobra? dark brown  
above, light brown  
on ventral side, yellow  
on throat & neck

R12255  
killed  
in a hedge  
upon  
the grass.

3428. small snake, reddish  
brown above with

R11908

fine yellowish lines  
throat whitish; yellowish on  
ventral side. (killed in the  
grass)

3429. brownish green snake

3430. brownish green snake

3431. tree frog, greenish brown  
above with yellowish thighs



3405 small lizard. Stanleyville 1915  
3406 " " " "  
3407 " " " "

3408 Blindworm Stanleyville Nov. 8. 1914

3409 turtle (forest species)  
an extraordinarily large  
carapace, presented by  
Mr. van de Voorde, was  
taken by natives in the  
forests near Banalia  
(Arwini)


3410. 3411. 3412. 3413. 3414

3415. 3416. 3417. 3418. 3419

3420. 3421. 3422. 3423. 3424

fifteen lizards, common about  
the houses in Stanleyville.  
They let themselves drop from  
any height without injury  
& deliberately jump down  
from twigs of trees. I have  
seen one jump over 7 m. down.  
The males are bright orange on the  
throat, <sup>along the sides</sup> the greenish, grayish  
on brownish tints above  
are verisimile.

Stanleyville April 1915





ending


ellas


on  
the  
road  
the

own  
high











Page  
No. 3

8/20


Long

come


Redd  
is a good  
like to  
3077

No. 30

Photo  
from  
C/S







LANG - CHAPIN

1914

BELGIAN CONGO

Reptiles  
&  
Batrachians  
1914