

QH70  
.U52N41

0971  
J52 N41  
1936

GENERAL  
GUIDE

5.07 (14.7)

*to the*

EXHIBITION  
HALLS

1936



THE AMERICAN MUSEUM  
OF NATURAL HISTORY

NEW YORK

# THE AMERICAN MUSEUM OF NATURAL HISTORY

Founded in 1869

## Board of Trustees

FREDERICK TRUBEE DAVISON, President

J. P. MORGAN, First Vice-President  
CLEVELAND E. DODGE, Second Vice-President  
E. ROLAND HARRIMAN, Treasurer  
CLARENCE L. HAY, Secretary  
GEORGE F. BAKER  
GEORGE T. BOWDOIN  
DOUGLAS BURDEN  
SUYDAM CUTTING  
LINCOLN ELLSWORTH

CHILDS FRICK  
MADISON GRANT  
CHAUNCEY J. HAMLIN  
ARCHER M. HUNTINGTON  
OGDEN L. MILLS  
JUNIOUS SPENCER MORGAN  
A. PERRY OSBORN  
FREDERICK H. OSBORN  
DANIEL E. POMEROY  
H. RIVINGTON PYNE

A. HAMILTON RICE  
JOHN D. ROCKEFELLER, 3D.  
KERMIT ROOSEVELT  
HENRY W. SAGE  
LEONARD C. SANFORD  
WILLIAM K. VANDERBILT  
ARTHUR S. VERNAT  
FREDERICK M. WARBURG  
CORNELIUS VANDERBILT WHITNEY

FILORELLA H. LA GUARDIA, Mayor of the City of New York  
FRANK J. TAYLOR, Comptroller of the City of New York  
ROBERT MOSES, Commissioner of Parks of the City of New York

## Administrative and Scientific Staffs

### Officers of Administration

GEORGE H. SHERWOOD, Honorary Director

ROY CHAPMAN ANDREWS, Director

WAYNE M. FAUNCE, Vice-Director and Executive Secretary

FREDERICK H. SMYTH, Bursar  
FRANCIS BUSHELL, Assistant Bursar  
REX P. JOHNSON, General Superintendent  
CHARLES C. GROFF, Mechanical Superintendent

CHARLES E. BANKS, Power Plant Engineer  
J. B. FOULKE, Custodian  
CHARLES J. O'CONNOR, Membership Supervisor  
RICHARD H. COOKE, Business Manager, Hayden Planetarium

HANS CHRISTIAN ADAMSON, Assistant to the President

### Scientific Staff

ROY CHAPMAN ANDREWS, Sc.D., Director

WAYNE M. FAUNCE, Sc.B., Vice-Director and Executive Secretary

CLARK WISSLER, Ph.D., LL.D., Dean of the Scientific Staff

H. E. ANTHONY, D.Sc., Secretary of the Council of Heads of the Scientific Departments

#### *Astronomy and the Hayden Planetarium*

CLYDE FISHER, Ph.D., LL.D., Curator  
WILLIAM H. BARTON, JR., M.S., Associate Curator  
DOROTHY A. BENNETT, A.B., Assistant Curator  
MARIAN LOCKWOOD, Assistant Curator  
ARTHUR L. DRAPER, Assistant Curator  
CHARLES A. FEDERER, JR., Staff Assistant  
HUGH S. RICE, B.S., Associate in Astronomy  
CHESTER A. REEDS, Ph.D., Research Associate in Meteorites

#### *Minerals and Gems*


HERBERT P. WHITLOCK, Curator  
FREDERICK H. POUGH, Ph.D., Assistant Curator

#### *Fossil Vertebrates*

CHILDS FRICK, B.S., Honorary Curator of Late Tertiary and Quaternary Mammals  
WALTER GRANGER, D.Sc., Curator of Fossil Mammals  
BARNUM BROWN, Sc.D., Curator of Fossil Reptiles  
G. G. SIMPSON, Ph. D., Associate Curator of Vertebrate Palaeontology  
CHARLES C. MOOK, Ph.D., Associate Curator of Geology and Palaeontology  
EDWIN H. COLBERT, Ph.D., Assistant Curator of Vertebrate Palaeontology  
RACHEL HUBBARD NICHOLS, A.M., Staff Assistant  
WALTER W. HOLMES, Field Associate in Palaeontology

(Scientific Staff continued on inside of back cover)






### THE AMERICAN MUSEUM OF NATURAL HISTORY

South Façade, facing Seventy-seventh Street

The cornerstone of the Museum, which is intended to occupy all of Manhattan Square, was laid by President Grant in 1874. The material of the building is red granite. The portion completed is somewhat more than half of the Museum as planned, and each façade is to be, like the present, 710 feet long, the most important architecturally that fronting Central Park West, which includes the Roosevelt Memorial, erected by the State of New York.

GENERAL GUIDE  
TO THE  
EXHIBITION HALLS  
OF THE 5.07 (94 7.2)  
AMERICAN MUSEUM  
OF  
NATURAL HISTORY

BY  
FREDERIC A. LUCAS  
Revised by Members of the Museum Staff



TWENTY-FIRST EDITION

1936

---

New York  
Published by the Museum

# CONTENTS

36-138181-0230

	PAGE
TRUSTEES .....	2 (cover)
ADMINISTRATIVE STAFF .....	2 (cover)
SCIENTIFIC STAFF.....	2 (cover)
GENERAL INFORMATION.....	6
MEMBERSHIP.....	9
HISTORY AND WORK OF THE MUSEUM.....	11
ENTRANCE ARCHWAY.....	14
KEY TO EXHIBITION HALLS.....	15

## FIRST FLOOR:

Check Room, Education Bureau, Bookshop.....	7
Memorial Hall (South Pavilion) .....	18
Polar Exhibit (East Corridor), Seismograph .....	18
Astronomy, Planetarium (Northeast Court).....	19
Jesup Collection of Trees of North America (Southeast Wing).....	20
Invertebrates, Darwin Hall, Corals (Southeast Pavilion) (Southeast Tower).....	20
Hall of Fishes (East Wing).....	30
Hall of Ocean Life (Southeast Court).....	32
Indians of the North Pacific Coast (South Central Wing).....	37
Auditorium (Central Pavilion).....	40
Eskimo Collection (North Corridor).....	40
Building Stones (North Corridor).....	40
Food Economics (West Central Wing).....	41
Bickmore Memorial Corridor (Southwest Court).....	48
Education Hall (Southwest Court).....	48
Indians of the Woodlands (Southwest Wing).....	49
Indians of the Plains (Southwest Pavilion) (Southwest Tower).....	51
Indians of the Southwest (West Wing).....	54

## SECOND FLOOR:

Faunal Groups of Birds of the World Hall (South Pavilion).....	59
Restaurant (South Corridor).....	59
Mammals of North America (Allen Hall) (Southeast Wing, Southeast Pavilion).....	60
Vernay-Faunthorpe Hall of South Asiatic Mammals (East Wing).....	69
Birds of the World Hall (South Central Wing).....	69
Local Birds (moved to First Floor, Roosevelt Memorial).....	73
Antiquities of Mexico and Central America (Southwest Wing).....	74
Evolution of Prehistoric Cultures (Southwest Pavilion).....	79
Indians of South America (West Wing).....	80

## THIRD FLOOR:

Monkeys and Apes (South Pavilion).....	84
Animal Photographs (South Pavilion).....	86
Members' Room (East Corridor).....	86
Mammals—Synoptic Series, Insects (Southeast Wing).....	86
Insect Life (Southeast Pavilion).....	90
Reptile Life (East Wing).....	90

	PAGE
Birds of North America—Habitat Groups (South Central Wing).....	93
Auduboniana (West Corridor).....	101
Natural History of Man Hall (Southwest Wing).....	102
Collections from Asia (Southwest Pavilion).....	105
African Collections (West Wing).....	106
FOURTH FLOOR:	
Fossil Vertebrates (Foreword).....	108
Early Man, Mastodons and Mammoths (Osborn Hall of the Age of Man) (South Pavilion).....	109
Mammals of the Tertiary Period (Osborn Hall of the Age of Mammals) (Southeast Wing).....	111
Horse, Evolution of (Southeast Wing).....	111
Central Asiatic Expeditions Collections (Southeast Pavilion).....	115
Fossil Fishes (Bashford Dean Memorial) (Southeast Tower).....	115
Dinosaurs (East Wing).....	116
Geology and Fossil Invertebrates (South Central Wing).....	119
Horse Under Domestication (West Corridor).....	127
Minerals and Gems (Southwest Wing).....	128
Pacific Islands Collections (Southwest Pavilion).....	131
Jade (Southwest Tower).....	132
Philippine Islands Collections (West Wing).....	133
FIFTH FLOOR:	
Library, Offices, Laboratories, Study Collections.....	134
APPENDIX:	
Roosevelt Memorial.....	
African Hall (Carl Akeley Memorial).....	

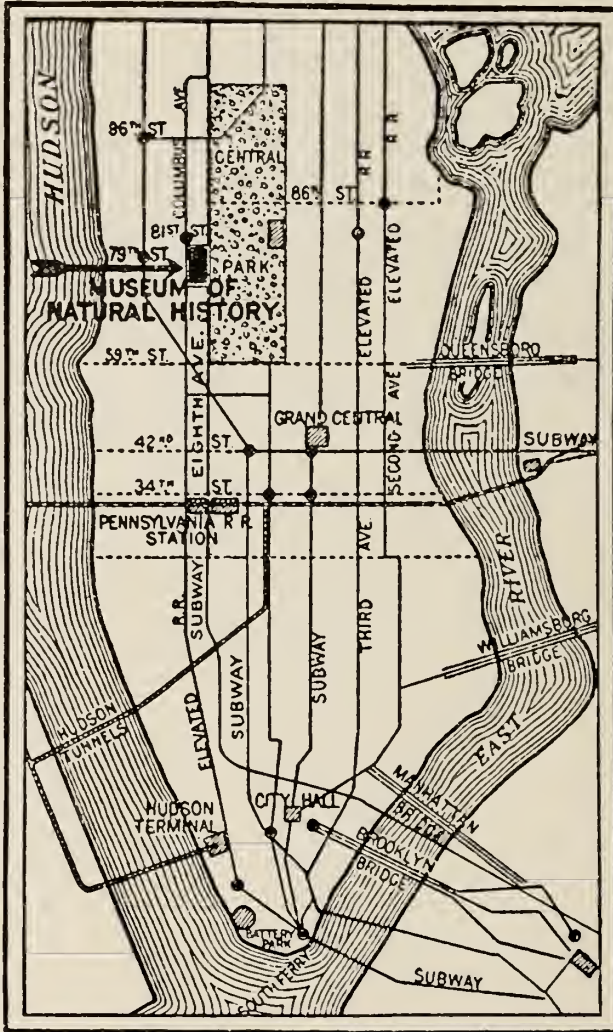
## GENERAL INFORMATION

### HOW TO REACH THE MUSEUM

The Museum is located at Seventy-seventh Street, from Columbus Avenue to Central Park West. It is open every day in the year: weekdays, including holidays, from 9 A.M. to 5 P.M., and Sundays from 1 to 5 P.M.

There is no charge for admission, excepting to the Planetarium.

The Planetarium, which was constructed by Reconstruction Finance Corporation funds, is a self-liquidating project, and admission will be charged until the loan has been repaid.



The Museum may be reached as follows:

By Buses—8th Avenue or Columbus Avenue (77th Street).

(For the Planetarium, 81st Street.)

By Elevated trains—6th or 9th Avenue (81st St. Station).

By Subway—8th Avenue (81st St. Station), Museum Station.

7th Avenue (79th St. Station).

Lexington Avenue (77th St. Station). Crosstown bus may be used from E.

79th Street, directly to Columbus Avenue and 81st Street.

The main entrance is on 77th Street. Telephone: ENdicott 2—8500.

### **CHECK ROOM**

At the left, as one enters from Seventy-seventh Street, is the Check Room, near the office of the Custodian. Coats and packages may be left here. Wheel chairs for children and adults are available free of charge.

### **EDUCATION BUREAU**

At the right of the entrance is the Education Bureau, for the registration of teachers and students and the convenience of Members desiring guidance through the building by Museum instructors. Information concerning the exhibits or lectures may also be obtained here. Announcements of lectures and meetings of societies held at the Museum may be obtained here free of charge.

### **THE MUSEUM BOOKSHOP**

At the right as one enters Memorial Hall is the Museum Bookshop, where post cards, souvenirs, guide leaflets and other Museum publications are sold.

Books by Museum authors and others in good standing, on Natural History and its allied subjects, may be purchased here.

### **BULLETIN BOARD**

At the right of Memorial Hall, in the East Corridor, opposite the Elevators, is a Bulletin Board displaying programs of lectures and meetings. On the west wall of this Corridor is a map showing the locations of expeditions in the field.

### **NOTE**

It is frequently necessary to rearrange the exhibits in order to provide space for new material or to put into effect advanced ideas regarding methods of exhibition. Thus discrepancies may be found between the actual arrangement of the specimens and that noted in the GUIDE. In some cases further information may be obtained from the GUIDE LEAFLETS, which describe exhibits of special interest. See list of Popular Publications, page 142, also obtainable at the Publications Sales Booth, first floor, or at the Museum Library, fifth floor.

### SKETCHING AND PHOTOGRAPHING

No permit is necessary for drawing from specimens on exhibition. Chairs may be had on application to the attendant. In case the light is poor apply to the attendant. (Sunlight is not allowed to shine on specimens on account of the injury it causes.)

Permission to photograph specimens should be obtained from the Director.

### GUIDING

*Free Service:* This is offered to public schools and similar educational institutions and to Members of the Museum and their friends upon presentation of Members' inscribed tickets. In order to secure a guide, an appointment should be made in advance. Please state the day and hour desired, the number to be guided, and any special halls to be seen.

For appointments call ENdicott 2-8500, Extension 255.

Groups for the general public are specially conducted on Wednesdays, Fridays and Saturdays at 11 A.M. and 3 P.M., throughout the year. There will be no guide service on Saturdays from June to September inclusive.

*Paid Service:* This is provided for individuals, clubs or similar institutions not Members of the Museum. *Fee:* 25 cents per hour for each person in a group. Minimum charge for guiding \$1.00 per hour. Groups of 15 from private schools may make special arrangements for guiding at the rate of \$2.50 per hour.

### RESTAURANT

Adjoining the Birds of the World Hall (Second Floor, South Pavilion) is the Restaurant, which is operated as a Museum department, for the convenience of visitors to the Museum, under the efficient direction of a dietitian-manager, and is open from 11:00 A.M. to 4:45 P.M. every day excepting Sunday.

On the evenings of lectures in the Members' Course, the restaurant will be open to Members and friends. Dinner will be served from six until eight at \$1.00 per plate. This also applies to any evening on which special lectures to Members are given. It will assist us in providing this service if Members will kindly telephone ENdicott 2-8500, Extension 304, and make their reservations the day before, if possible.

### CAFETERIA FOR SCHOOL CHILDREN

A cafeteria in the School Service Building caters especially to school children and their teachers.

## MEMBERSHIP

Through its explorations, The American Museum of Natural History is bringing together rare and valuable natural history collections from all parts of the world. Through its exhibition halls, its lectures, its work with school children and its publications, the Museum is making these wonders of nature easily accessible. The growth of this work is in large measure dependent upon the contributions of friends. Membership receipts are applied directly to these purposes. There are approximately seventeen thousand members, who believe that the Museum is doing a useful service to science and to education, and are contributing to this work.

*The Trustees invite you to lend your support by becoming a Member.*

*Membership blanks may be obtained at the Education Bureau or Sales Booth, or from the boxes near the elevators.*

*Memberships may start at any time and will continue for a full year's period.*

The various Classes of Membership are:

Associate Members . . . . .	(annually)	\$3
Annual Members . . . . .	(annually)	10
Sustaining Members . . . . .	(annually)	25
Life Members . . . . .		200
Fellows . . . . .		500
Patrons . . . . .		1,000
Associate Benefactors . . . . .		10,000
Associate Founders . . . . .		25,000
Benefactors . . . . .		50,000
Endowment Members . . . . .		100,000

Associate Members of The American Museum of Natural History enjoy the following privileges:

Current issues of NATURAL HISTORY—a popular illustrated magazine of science, travel, exploration and discovery, published monthly (excepting July and August), the volumes beginning in January and June.

A copy of the President's Annual Report on request.

An Annual Pass admitting to the Members' Room. This large tower room on the third floor of the building, open every day in the year, is given over exclusively to Members, and is equipped with every comfort for rest, reading and correspondence.

Two Complimentary Tickets admitting to the Members' Room for distribution by Members to their friends.

The services of an Instructor for guidance when visiting the Museum.

In addition to these privileges, Members of the higher classes, to which all friends of the Museum are eligible, enjoy the following:

An Annual Pass admitting the Member and friends accompanying him to the Reserved Seat Section of the auditorium at Lecture for Members.

Two Single Admission Course Tickets to Spring and Autumn Series of Lectures for Members, to distribute to friends.

Two Single Admission Course Tickets to Spring and Autumn Series of Lectures for the Children of Members.

Current numbers of all *Guide Leaflets*, on request.

## THE HISTORY AND WORK OF THE MUSEUM

Sixty-seven years of public and scientific service have won for The American Museum of Natural History a position of recognized importance in the educational and scientific life of the nation and in the progress of civilization throughout the world. With every passing year the influence of the Museum widens, as is witnessed by the increasing numbers of visitors who daily enter its halls.

The American Museum of Natural History was founded and incorporated in 1869 for the purpose of establishing a Museum and Library of Natural History; of encouraging and developing **History** the study of Natural Science; of advancing the general knowledge of kindred subjects, and to that end of furnishing popular instruction. For eight years its home was in the Arsenal in Central Park, during which time many important collections were secured.

The cornerstone of the present building in Manhattan Square was laid in 1874 by President U. S. Grant; in 1877 the first section (South Central Wing) was completed, and on December 22, 1877, the Museum was formally opened by President R. B. Hayes.

In 1880 the educational work with the schools was inaugurated by Professor Albert S. Bickmore.

In 1892 the Museum was opened to the public on Sundays, and in 1907 it was opened free to the public every day in the year.

The Museum building is one of the largest municipal structures in the City, and has cost to date approximately \$16,000,000. The South Façade is 710 feet in length; the total floor area is about twenty-three acres. The structure is designed when completed to occupy all of Manhattan Square.

The building is erected and largely maintained by the City, through the Department of Parks. Building funds are provided for by issues **Administration and Support** of Corporate Stock, which have been made at intervals since 1871. The annual appropriation, known as the Maintenance Fund, is devoted to the heating, lighting, repair and supervision of the building and care of the collections.

The Museum is under the control of a self-perpetuating Board of Trustees, which has the entire direction of its activities as well as the guardianship of all the collections and exhibits. The Trustees give their services without remuneration.

The funds which enable the Trustees to purchase specimens, to carry on explorations and various forms of scientific work, to prepare and publish scientific papers and to enlarge the library, are contributed by the Trustees, Members and other friends.

The interest of the Endowment Fund, which includes the munificent bequest of Mr. and Mrs. Morris K. Jesup (1909-1917), may be used for additions to the collections, research, and for publication. It cannot be used for the care or repair of the building, construction of cases or other maintenance work for which the City provides.

The Membership Fund, derived from the subscriptions of Members, may be devoted to any purpose and is of particular importance in promoting the educational work and growth of the Museum.

Voluntary contributions may be used for general purposes or for such special object as the donor may designate; some of the most valuable and important collections have been obtained by such gifts, as for example the Morgan collection of gems and the Juilliard collection of ancient Peruvian pottery and textiles.

In the last edition of the *Century Dictionary* a museum is defined as: "A collection of natural objects, or of those made or used by man, placed where they may be seen, preserved, and studied."  
**Definition of a Museum** Neither the objects themselves, nor the place where they are shown, constitute a museum; this results from the combination of objects, place, and purpose, display being an essential feature. The objects, or specimens, may be shown for general purposes only, or for the illustration of some subject or idea, the tendency of modern museums being, by the display of objects and the manner in which they are arranged and labeled, to illustrate some fact in nature or in the history of mankind."

And E. Ray Lankester as Director of the British Museum of Natural History stated that:

"The purposes of a great national museum of natural history are: (1) To procure by its own explorers or by the voluntary assistance of independent naturalists the actual specimens upon which accurate knowledge of the animals, plants, and minerals of the earth's surface, and more especially of the national territory, is based; to preserve and arrange these collections for study by expert naturalists, and to facilitate, directly or indirectly, the publication (in the form of catalogues or monographs) of the knowledge so obtained—with a view to its utilization, not only in the progress of science, but in the service of the State. (2) To exhibit in the best possible way for the edification of the public, at whose charges these collections are made and maintained, such specimens as are fitted for exposure in public galleries, with a view to the intelligent and willing participation of the people in the maintenance of the Museum."

As the Museum is emphatically for the people, special attention is given to making the exhibits attractive and interesting as well as instructive.

While The American Museum of Natural History cannot claim to have originated the idea of displaying animals amid their natural surroundings, it was the first large museum in this country to adopt this method, which it has since carried out on a large scale in the well-known habitat groups. How it has been developed, the visitor may judge by comparing the group of Robins and the Orizaba, Wolf or Hopi Groups.

In this Museum were also developed the methods of preparing and mounting the skeletons of extinct animals that have resulted in such mounts as *Brontosaurus* and *Tyrannosaurus*, and the series showing the development of the horse, so that they might be something more than an assemblage of uninteresting bones.

The Museum maintains exhibits "for the edification of the public." The collections are brought together through gifts, exchanges with other institutions, through purchases and by means of explorations in various parts of the world.

The educational work performed by these specimens and their accompanying labels is supplemented by lectures and publications of a popular nature. A course of evening lectures is given every Spring and Fall for the Members, to which admission is to be had by ticket; also courses of Science Stories are given on Saturday mornings for the children of members. Other series, under the direction of the Department of Education of the Museum, are given for the children of the public schools, and for students of the high schools and colleges. There are also courses carrying college and university credit. Lectures for the blind are provided for by the Jonathan Thorne Memorial Fund.

Scientific Societies meet at the Museum and from time to time offer lectures of general interest.

Radio talks are given in connection with some of the activities of the Museum.

The publications of the Museum are noted on pages 135 and 142.

NUMBERS REACHED BY THE MUSEUM AND ITS EXTENSION  
EDUCATIONAL SYSTEM

	1931	1932	1933	1934	1935
Lectures to School Children, Classes and Guiding.....	226,552	220,482	159,538	187,037	216,707
Meetings of Scientific Societies and Other Meetings and Lectures.....	20,330	23,042	18,528	8,992	15,823
Concerts.....					85,515
Exhibition Halls.....	882,309	789,741	924,030*	1,141,417*	1,236,921
Planetarium (paid).....					252,612
Planetarium—Classes (free).....					63,104
Total Attendance for All Purposes.....	1,129,191	1,033,265	1,102,096	1,337,446	1,870,682
Lectures to Pupils in the Schools....	8,248	23,006	31,818	28,172	19,980
Reached by Motion Picture Service....	7,423,708	10,458,181	9,012,628	10,271,806	14,172,633
Reached by Lantern Slide Service....	17,392,790	17,019,882	17,014,690	17,232,395	18,913,149
Reached by Circulating Collections....	2,567,537	2,816,863	4,775,176	5,865,839	6,290,365
Bear Mountain Nature Trails.....	283,000	300,000	350,000	380,000	400,000
Grand Totals.....	28,804,474	32,651,197	32,286,408	35,115,658	41,666,809

\* Includes attendance at concerts.



BLIND CHILDREN STUDYING NATURAL HISTORY

### ENTRANCE ARCHWAY

Under the arch on Seventy-seventh Street, before entering the Museum, one notices the "Bench Mark" established by the U. S. Geological Survey in 1911, on which are inscribed the latitude and longitude,  $40^{\circ} 46' 47.17''$  N.,  $73^{\circ} 58' 41''$  W., and height above sea level, 86 feet.

#### Bench Mark

On the right is a "pothole" from Russell, St. Lawrence Co., N. Y., formed by an eddy in the waters of a stream beneath the melting ice of the glacier that covered northern New York State. The stream carried pebbles that, whirling around the eddy, cut and ground this hole, which is two feet across and four feet deep.

#### Glacial Pothole

On the left is a large slab of fossiliferous limestone from Kelley Island in Lake Erie near Sandusky, whose surface has been smoothed, grooved and scratched by the stones and sand in the bottom of the vast moving ice sheet or glacier that covered the north-eastern part of North America during the Glacial epoch.

#### Glacial Grooves

On either side of the archway are the two largest beryl crystals ever quarried. Coming from the Bumpus Quarry at Albany, Maine, these hexagonal crystals show the typical aquamarine color in their clearer portions.

#### Beryl Crystals

# KEY TO EXHIBITION HALLS

*See Floor Plan on Page 18*

	<i>Location in Museum</i>		<i>Page</i>
Administrative Offices.....	Fifth Floor,	South Pavilion.....	134
Africa, Carl Akeley Memorial Hall.....	Second Floor,	African Wing.....	Appendix
Africa, Collections from.....	Third Floor,	West Wing.....	106
Apes and Monkeys.....	Third Floor,	South Pavilion.....	84
Asia, Anthropology.....	Third Floor,	Southwest Pavilion.....	105
Asia, Central, Fossils.....	Fourth Floor,	Southeast Pavilion.....	115
Asia, South, Mammals.....	Second Floor,	East Wing.....	69
Astronomy.....	First Floor,	Northeast Court.....	19
Auditorium.....	First Floor,	Central Pavilion.....	40
Auduboniana.....	Third Floor,	West Corridor.....	101
Birds, Local.....	First Floor,	Roosevelt Memorial.....	73
Birds of North America (Habitat Groups).....	Third Floor,	South Central Wing.....	93
Birds of the World (Faunal Groups).....	Second Floor,	South Pavilion.....	59
Birds of the World (with Flying Bird dome).....	Second Floor,	South Central Wing.....	69
Bookshop, The Museum.....	First Floor,	South Corridor.....	7
Caves.....	Fourth Floor,	South Central Wing.....	123
Central America.....	Second Floor,	Southwest Wing.....	74
Check Room.....	First Floor,	South Corridor.....	7
China.....	Third Floor,	Southwest Pavilion.....	105
Comparative Anatomy.....	Third Floor,	Southwest Wing.....	102
Darwin Hall.....	First Floor,	Southeast Pavilion.....	20
Dinosaurs.....	Fourth Floor,	East Wing.....	116
Education Bureau.....	First Floor,	South Corridor.....	7
Education Hall.....	First Floor,	School Service Wing, South- west Court.....	48
Eskimo Collection.....	First Floor,	North Corridor.....	40
Fishes, Recent.....	First Floor,	East Wing.....	30
Food Economics.....	First Floor,	West Central Wing.....	41
Fossil Invertebrates.....	Fourth Floor,	South Central Wing.....	119
Fossil Fishes.....	Fourth Floor,	Southeast Tower.....	115
Fossil Mammals (Horses, Camels, etc.).....	Fourth Floor,	Southeast Wing.....	111
Fossil Mammals (Mastodons).....	Fourth Floor,	South Pavilion.....	109
Fossil Reptiles.....	Fourth Floor,	East Wing.....	116
Gems and Precious Stones.....	Fourth Floor,	Southwest Wing.....	128
Geology, Historical.....	Fourth Floor,	South Central Wing.....	119
Horse, Evolution of.....	Fourth Floor,	Southeast Wing.....	111
Horse, under Domestication.....	Fourth Floor,	West Corridor.....	127
Indians of South America.....	Second Floor,	West Wing.....	80
Indians of the North Pacific Coast.....	First Floor,	South Central Wing.....	37
Indians of the Plains.....	First Floor,	Southwest Pavilion.....	51
Indians of the Southwest.....	First Floor,	West Wing.....	54
Indians of the Woodlands.....	First Floor,	Southwest Wing.....	49
Information.....	First Floor,	South Corridor.....	7
Insects.....	Third Floor,	Southeast Wing, Southeast Pavilion.....	90
Invertebrates.....	First Floor,	Southeast Pavilion, Southeast Tower.....	20
Jade.....	Fourth Floor,	Southwest Tower.....	132
Japan.....	Third Floor,	Southwest Pavilion.....	105
Library.....	Fifth Floor,	West Corridor.....	134
Mammals of North America.....	Second Floor,	Southeast Wing, Southeast Pavilion.....	60
Mammals of the World (Synoptic Series).....	Third Floor,	Southeast Wing.....	86
Mammals, South Asiatic.....	Second Floor,	East Wing.....	69
Man, Early.....	Fourth Floor,	South Pavilion.....	109
Man, Natural History.....	Third Floor,	Southwest Wing.....	102
Man, Prehistoric.....	Second Floor,	Southwest Pavilion.....	79
Members' Room.....	Third Floor,	East Corridor.....	86
Memorial Hall.....	First Floor,	South Pavilion.....	18
Meteorites.....	First Floor,	Northeast Court.....	19
Mexico.....	Second Floor,	Southwest Wing.....	74
Minerals.....	Fourth Floor,	Southwest Wing.....	128
Natural History of Man.....	Third Floor,	Southwest Wing.....	102
Ocean Life Hall.....	First Floor,	Southeast Court.....	32

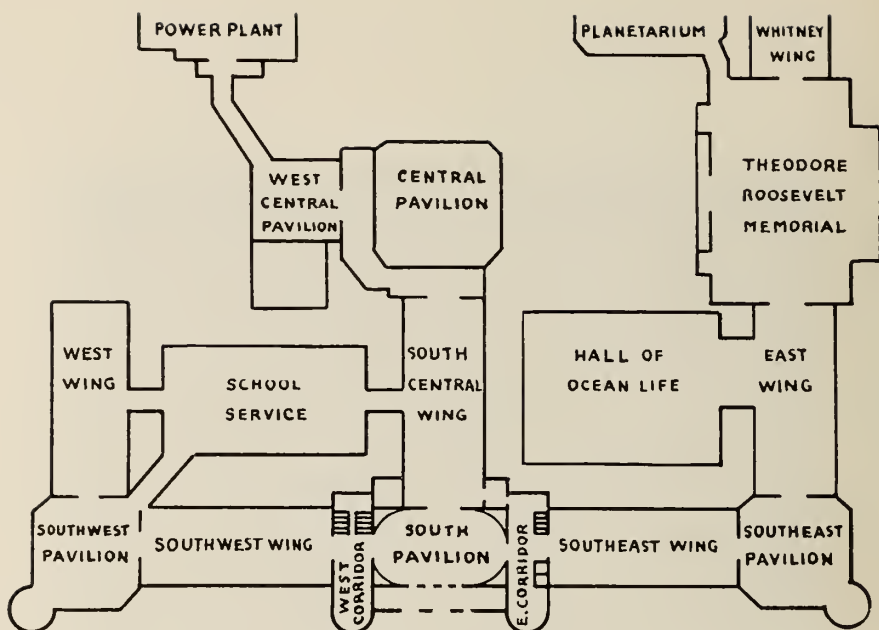
	<i>Location in Museum</i>	<i>Page</i>
Pacific Islands Collections.....	Fourth Floor, Southwest Pavilion.....	131
Peru.....	Second Floor, West Wing.....	80
Planetarium.....	First Floor, Northeast Court.....	19
Philippine Collections.....	Fourth Floor, West Wing.....	133
Public Health.....	First Floor, West Central Wing.....	41
Publications Booth.....	First Floor, South Pavilion.....	7
Reptiles and Amphibians.....	Third Floor, East Wing.....	90
Restaurant.....	Second Floor, South Corridor.....	59
Roosevelt Memorial Hall.....	Second Floor, Roosevelt Memorial.....	Appendix
Shells.....	First Floor, Southeast Court.....	34
Whales.....	First Floor, Southeast Court.....	32
Woods of North America.....	First Floor, Southeast Wing.....	20

The halls are named according to the position they will have in the completed Museum building, which will consist of four long facades facing east, west, north and south respectively, each connected with the center of the quadrangle formed by a wing extending between open courts. Thus the hall at the eastern end of the south facade (the only facade completed) becomes the "southeast pavilion."



#### STATUE OF MORRIS K. JESUP IN MEMORIAL HALL

Mr. Jesup, President of The American Museum of Natural History for more than a quarter of a century, was a staunch supporter of the institution's two aims: to be a great educational institution for the people and also a center for activity in scientific research



FIRST FLOOR  
SOUTH PAVILION

## MEMORIAL HALL

From the lobby (South Corridor) the visitor enters Memorial Hall and faces the statue of Morris K. Jesup, a Founder, Trustee and Benefactor of the Museum, and for twenty-seven years its President.

In niches around the wall are busts of noteworthy pioneers of Science in America.

In the table cases near the bookshop are displayed publications and other material pertaining to the Museum.

In the center of the hall are placed temporary exhibits of current interest. These exhibits represent research in various departments of the Museum and recent finds resulting from exploration in the natural sciences.

### EAST CORRIDOR

Leaving the statue on the left, and going east, the visitor enters the East Corridor. Here are the sledges that with Peary (1906) and Amundsen (1911) reached the North and South Poles, respectively, also photographs and objects illustrative of the Amundsen-Ellsworth expeditions of 1925 and 1926.

#### Polar Exhibit

The maps of the North and South Polar Regions show the routes of various explorers and the airplane and airship flights in polar regions from 1925 to 1934.

In a room at the north end of this corridor is the large Mainka seismograph for recording the occurrence of earthquakes. This was given to the New York Academy of Sciences by Emerson McMillin, and by the Academy deposited in the Museum.

#### Seismograph



## THE HAYDEN PLANETARIUM

NORTHEAST COURT

### ASTRONOMY

The new Hayden Planetarium, with entrance on Eighty-first Street and Central Park West, now constitutes the Hall of Astronomy. Its dome-like roof supports the 75-foot projection ceiling in the auditorium on the second floor. Several performances are given daily. The lecturer, standing in a cockpit equipped with an elaborate instrument board, virtually controls the stars in their courses. In addition to the regular schedule of showings for the public, two special school children's lectures are given each school day.

A Copernican Planetarium fills the major part of the first floor. This device shows our solar system, including the sun and the six inner planets with their satellites, all making their revolutions at proper relative speeds. Its diameter is over forty feet—the largest mechanical device made to enable the spectator to see the solar system as though viewing it from outer space.

Other exhibits in the building include a replica of the famous Aztec Calendar Stone, large photographic transparencies from various observatories, a fine collection of meteorites, astronomical paintings by Howard Russell Butler and Leonard M. Davis, and collections of sundials, hour-glasses and other time-keeping instruments. Facing the main entrance is a mural by Charles R. Knight illustrating the astronomical mythology of the American Indians.

## SOUTHEAST WING

## JESUP COLLECTION OF TREES OF NORTH AMERICA

To the east of the elevators is the *Hall of Trees of North America*, containing a nearly complete collection of the native trees north of Mexico, presented by Morris K. Jesup. On the right is a bronze tablet, by J. E. Fraser, the gift of J. J. Clancy, depicting Mr. Jesup as he walked in his favorite wood at Lenox, Massachusetts, and in front a bust of Charles Sprague Sargent under whose direction the collection was brought together. At the farther end is a bust of John Muir, by Malvina Hoffman, presented by Mrs. E. H. Harriman.

In the center of the hall is the trunk of a fossil tree 45 feet long and several million years old.

To the left is a section of one of the Big Trees of California, sixteen feet in diameter and 1341 years old. (See *Guide Leaflet* No. 42.) It began its growth in the year 550, so that it was nearly a thousand years old before America was discovered. The label, illustrating the conclusions reached by Ellsworth Huntington as the result of long study, shows how the climate of the past is recorded by the trees, and how great historical events are related to great changes in climate.

The other specimens in the hall show cross, longitudinal and oblique sections of the wood finished and unfinished, and the labels give the distribution of the species, the characteristics of the wood and its economic uses. The trees are grouped by families and the location of each family will be found on the floor plans in the first case on either side of the hall. The reproductions of the flowers, leaves and fruits are instructive; this work is done in the Museum laboratories.

(See *Guide Leaflet* No. 42, "The Big Tree and Its Story" and Leaflet 54, "Plants of Wax.")

## SOUTHEAST PAVILION

## INVERTEBRATES

At the extreme east is *Darwin Hall of Evolution*, devoted chiefly to the invertebrate animals (those which do not possess a backbone) and **Darwin Hall** to groups illustrating biological principles. Facing the entrance is a bronze bust of Darwin by William Couper, presented by the New York Academy of Sciences on the occasion of the Darwin centenary in 1909.



#### MAGNOLIA IN THE FORESTRY HALL

Each of the five hundred species of trees in North America is represented by a section of trunk five feet long, some of a diameter not found in the country's forests to-day. Many of the specimens are accompanied by reproductions of leaves, flowers and fruits accurately copied from life in the Museum laboratories. Most noteworthy among them is the magnolia shown here, but there are many beautiful examples of spring flowers and autumn foliage.

## FAMILY TREE OF ANIMALS

In the first upright case at the left is a Family Tree of the Animal Kingdom, each class being at present represented by a color sketch, the branches showing the relationships of the various classes.

## SYNOPTIC SERIES

The exhibits in the succeeding upright cases comprise examples of the various groups or orders included in the Classes shown on the Family Tree. Passing around the hall from left to right, it will be noted that the progress of evolution is illustrated from the lowest forms, the Protozoa, to the highest, the Primates, which include man. The distinctive characters of each group are fully described on the alcove and case labels. Many of the animals are represented by skilfully prepared models in glass and wax showing the animal many times enlarged.

This alcove contains the lowest forms of animal life. All are single-celled individuals. The simplest kinds are abundant in swamps and stagnant water, others are found in myriads in the sea, while the ocean bottom in many localities is covered with them. The exhibits in this alcove are mainly models, some of which represent Protozoa enlarged more than a thousand diameters.

Sponges are principally of three kinds—those with skeletons or supporting structures of lime, those with structures of silica (i.e., flint) and those with skeletons of horny fiber. The sponges of commerce belong to the latter class. In the dry specimens exhibited, the skeleton only can be seen, the living tissue having been removed. Sponges range in size from the tiny *Grantia* of the New England coast to the gigantic “Neptune’s goblets” found in the eastern seas.

In Alcove 3 are shown coral animals and their relatives: among them plantlike hydroids which often are mistaken for sea moss, but which really are a series of polyps living in a colony; jellyfishes with their umbrella-shaped bodies and long, streaming tentacles; brilliantly colored sea anemones, sea fans and sea plumes; the magenta-colored organ-pipe coral, the stony corals, and the precious

The best known species in this group include the tapeworms, whose development and structure are shown by models in the left-hand alcove case. The less familiar free-living flatworms, which inhabit both salt and fresh water, are shown on an enlarged scale by models.

The roundworms are parasitic, since they live in the digestive canal of mammals. The most familiar is the common roundworm or stomach worm, *Ascaris*, of which an enlarged scale model is exhibited, showing the internal structure.

[*Note for teachers and students.*—Some of the models in each alcove are *anatomical*, i.e., so constructed as to show the internal organs of typical members of each group. In such cases, arbitrary colors chosen to designate the various systems of organs are adhered to consistently throughout the series.]

The minute wheel animalcules, otherwise called rotifers, comprise many exquisite and grotesque forms, some of which construct tubes of a gelatinous substance, sand-grains, etc. A few of the species are parasites, but most of them live a free, active life. They are aquatic and found mainly in fresh water. See window group.

The sea-mats are minute, colonial animals of plant-like growth, often occurring as encrustations on shells and seaweed. A few species also occur in fresh water. The lamp-shells shown in this alcove superficially resemble clams, but by structure are more closely related to the sea-mats.

Alcove 8 is occupied by the sea-stars, brittle stars, sea-urchins, sea-cucumbers and sea-lilies. The sea-star is the pest of the oyster beds, where it feeds on oysters and destroys them in large numbers. The brittle stars are so called because of their habit of dropping off one or more arms when handled or attacked. These, however, are later renewed.

The annulates, typified by the familiar earthworm, are worms whose bodies are made up of rings or segments. They are inhabitants of both fresh and salt water, many kinds living in the mud and sand of the shore while others bore into wood and shells. The bodily structures of these annulates are often very beautiful and interesting.

Arthropods include the familiar crabs, lobsters, myriapods, insects, spiders and their relatives. The number of existing species in this group is greater than that of all the rest of the animal kingdom. No other group comprises so many species useful or harmful to man. On the wall are the two largest specimens of



A TYPICAL ROCK TIDE-POOL ON THE  
Represented by a group



NORTH SHORE OF NEW ENGLAND  
in the Darwin Hall

lobster that have ever been taken. They weighed when alive thirty-one <sup>e</sup> and thirty-four pounds, respectively. The largest of the **Crustaceans and Insects** arthropods is the giant crab of Japan, which, like that placed on the wall, may have a spread of about ten feet.

A series of models of insect heads, carefully wrought in wax and glass, shows, greatly enlarged, their comparative anatomy.

The Mollusks are second to the arthropods in the diversity and vast number of forms which they embrace, including marine, fresh-water **Alcove 11** and land animals. All mollusks have soft bodies, but nearly **Mollusks** all of them secrete a shell which in many species is of pearly material (mother-of-pearl). Well-known examples of this group are the common clam and oyster, and enlarged models in the **Models of Clam and Oyster** center case show the anatomy of this species. A large collection of mollusks is shown in the Hall of Ocean Life, page 34.

Vertebrates include the largest, most powerful and most intelligent of animals, the group culminating in man. Among the ancestral <sup>l</sup> forms are the Ascidians, or Sea-squirts, an enlarged model <sup>l</sup> of which is shown in the central case, while others are seen among the animals on the wharf-piles in the window group. Other models in a case in the front of the hall show the development of the egg of typical vertebrates.

#### WINDOW GROUPS

In several of the alcove windows are habitat groups of invertebrates illustrating the natural history of the commoner and more typical forms, and showing how the kinds or species of animals found in any locality vary with the character of the bottom or of the surroundings.

In the Annulate Alcove is shown the Marine Worm Group, reproducing these animals with their associates in their natural surroundings, as seen in the harbor of Woods Hole, Massachusetts. In the **Marine Worm Group** the foreground the shallow water of the harbor near the shore is represented in section to expose the animal life found on muddy bottoms among the eel-grass, as well as the chimneys of various worm-burrows. In the lower part of the group a section of the sea bottom exposes the worms within the burrows. Several species of these are represented.

In the Mollusk Alcove window is shown the natural history of a sand-spit at Cold Spring Harbor, Long Island, including some of the shore mollusks and their associates. In the foreground at the **Shore Mollusk Group** edge of the sand-spit a mussel-bed is exposed by the receding tide over which fiddler crabs are swarming into their burrows. Beneath the water surface an oyster is being attacked by a

starfish, while crabs and mollusks of various species are pursuing their usual activities.

The window group in the Vertebrate Alcove shows the submerged piles of an old wharf at Vineyard Haven, Mass., covered with flower-like colonies of stationary animals. Among these are sea-anemones, tube-building worms, hydroids, mussels, sea-mats and several kinds of ascidians or sea-squirts. The latter are primitive members of the Chordate group which includes the vertebrates

In the southeast corner of the hall, a window group shows the animals and plants of a rock tide-pool, the "Agassiz Cave," at Nahant, Massachusetts. The falling tide has left a pool in a rocky basin, sheltered within which is a community of sea-anemones, sea-stars, corals, sponges, hydroids and other animals living in the midst of a gorgeous sea-garden of marine plants such as are common on the northern New England coast. Through the arch of the natural bridge may be seen a curious rock formation known as "Pulpit Rock."

At the end of the Arthropod Alcove, a group shows an incident in the struggle for existence among Crustacea in their natural surroundings on the sandy bottom of Vineyard Sound, Massachusetts. Here is a den of lobsters in a crevice beneath the seaweed-covered granite boulders forming the reef known as the Devil's Bridge. In the sand near by the Lady Crabs are accustomed to burrow to escape their lobster enemies. An unwary crab has ventured out to hunt for shrimp and is immediately pounced upon by one of the vigilant and voracious lobsters.

Another group represents two square inches of sea bottom as though enlarged under a microscope to an area four feet square. The front of the case is built to represent a huge magnifying glass, through which the visitor sees marine plants magnified to tree-like proportions, encrusted with colonies of Bryozoa or "sea-mats," composed of thousands of individuals, each of which builds a "house" or shell of graceful, vase-like form; hydroids, giving rise to tiny "medusæ" or jellyfish; and even protozoa are brought within the range of vision. Associated animals, such as the flower-like, tube-building worms and sea spiders, are enlarged to grotesque proportions. This group illustrates well the prolific and varied jungle worlds, found even in the smallest areas of the sea-bottom, the existence of which, because of their microscopic size, is not suspected by casual observers.



FLOWER-LIKE ROTIFERS SETTLED IN A NOOK AMONG THE WATER PLANTS  
A Detail from the Rotifer Group

A companion exhibit represents a cubic half-inch of a fresh-water pond bottom enlarged one hundred diameters or cubically a million times, thus transforming a minute area into a towering aquatic forest peopled by myriads of strange creatures ordinarily invisible to the naked eye. The group centers about a spray of bladderwort which is provided with bladder-shaped animal traps for the capture of the microscopic rotifers, protozoans, water fleas and insect larvæ upon which this strange carnivorous plant feeds. The living creatures most abundantly represented in the group are the rotifers, top-shaped animals with vibrating crowns of hair-like cilia which move in such a fashion as to give the impression of a rotating wheel, hence the animals are often called "wheel-animacules." Many rotifers are free-swimming, while others remain stationary and build clusters of beautiful vase-shaped "houses" from the openings of which are protruded their flower-like heads.

#### BIOLOGIC EXHIBITS

Other exhibits illustrate certain facts made clear by Darwin and those who came after him. On the left, facing the entrance, variation under domestication is illustrated by dogs, pigeons, and domesticated fowls, the wild species from which they have been derived being shown in company with some of the more striking breeds derived from them.

On the right, several exhibits will show variation in nature. An example of this is the variation among the finches of the genus *Geospiza* in the Galapagos Islands.

Other examples show by means of a series of mollusks the range of color variation within a single species of West Indian Sun Shell, variation of sculpture within a single genus of land snail, and variations about the normal type of the common scallop.

The struggle for existence is portrayed by the meadow mouse, surrounded by its many enemies and yet continuing to maintain an existence by virtue of its great birth-rate.

The simpler features of the laws of heredity as elucidated by Mendel and his followers are illustrated by the inheritance of seed-coat color in the common pea, the color of sweet peas, and the coat-color of rats.

Here also four large models show the mosquito, which is the active agent in the spread of malaria, and stages in its development enlarged seventy-five diameters or in volume four hundred thousand times the natural size.

The associations of marine life found in the Bahamas are represented by several small groups in the center of the hall.



### THE STRUGGLE FOR EXISTENCE AT THE SEA BOTTOM

An unwary lady crab (*Ovalipes ocellatus*) has ventured out of the sand, where it usually lies buried up to its projecting eyes and feelers, and is immediately pounced upon by a lurking lobster. The crab frantically endeavors to escape by vigorously paddling its oar-shaped hind limbs. A detail from the Sound Bottom Group.

### EAST WING

### HALL OF FISHES

On entering the *Hall of Fishes* one faces a group of sharks, sweeping down upon a helpless loggerhead turtle. The large decorative panel on the right illustrates the principal grand divisions of fish life and their history in geologic time. The decorative panel at the left represents successive stages in the development of the Australian Lungfish, *Neoceratodus forsteri*, from the fertilized egg to the adult.

The Systematic Exhibit includes a representative series of fishes, from the lowly "cartilage fishes," including the sharks and rays, to the highest or most complexly constructed bony fishes. Noteworthy in this series are the "Fishes with Limbs and Lungs," the terrible hag fishes, the graceful skates and rays, the hammer-



**THE COUNTRY OF PERPETUAL NIGHT**

From Group in the Hall of Fishes

head shark, and the thresher shark. Then follow a series of mounted groups of "ganoids," including the sturgeons, spoonbills, bony gars, bowfins, all of exceptional scientific interest, since they are "living fossils," or descendants of the now extinct fishes of earlier geologic times. In the alcoves and wall cases on the right, or east side, the visitor will find many curious forms, such as the giant catfishes, the handsome rooster fish, the brilliant parrot wrasses, and butterfly fishes.

At the north end of the Fish Hall is the exhibit of Big Game Fishes, including many of great size taken with rod and line by Zane Grey.

**Big Game Fishes** The huge ocean sunfish, caught by him with harpoon and gaff, weighed nearly a ton. The centerpiece of the exhibit is the mounted sailfish, shown in the act of leaping from the water in a desperate effort to shake the hook from its jaws.

The walls of the inner enclosure represent tropical reef waters; against them in the center hangs the giant Manta, or Devilfish, measuring 17 feet, 3 inches across the "wings." Over the small inner doorway is mounted a model of the rare Oarfish, and on either side are various pictures and specimens taken on the "Arcturus" Expedition of 1925.

The Deep Sea Fishes form a special exhibit in an inner room. Here in the semi-darkness we view some of the hobgoblins of the ocean depths—many of them covered with jewels of phosphorescent light.

On either side of the entrance to the inner enclosure is the Biological Exhibit. One case considers the fish as a machine: its streamline form, its main principles of construction, its locomotor machinery, and the mechanism of its jaws. Another case considers the fish as a living organism: how it grows from a single fertilized egg; interesting cases of nest building; parental care of the young, and allied topics.

## SOUTHEAST COURT HALL OF OCEAN LIFE

Leading from the Hall of Fishes is the *Hall of Ocean Life* recently opened to the public (May 2, 1933). In this hall are displayed whales, porpoises, marine mammals, the great coral reef group, and shells. Although much of the space is now occupied by permanent exhibits, the final plans have not yet been fully consummated, and additions to the exhibits in the hall will be made from time to time.

Immediately upon entering, the visitor will note the large skeletons and models of whales and porpoises suspended by fine cables from the ceiling. The first large skeleton to the right (north side) is that of a Sperm Whale, the largest of the living toothed whales and the only

species of whale capable of swallowing Jonah entire. Beyond the Sperm Whale, on the same side, hangs a skeleton of the Finback Whale.

Just above these two large skeletons are found skeletons of smaller cetaceans, including several species of toothed whales, the Narwhal and the Blackfish. At the near end of this row is a model of the Pigmy Sperm Whale, a very small whale, related to the Sperm Whale and suggestive of it in appearance.

Along the south side of the hall, two more skeletons of large whales are suspended, the nearer being a Right Whale, the other a California Gray Whale. Above them is a long row of lifelike models of porpoises ranging in species from the common dolphin and the rare river and lake dolphins to the White Whale. At the far end are two large models, one of the spectacular Narwhal with long ivory tusk (at the right), the other the False Killer, formerly a very rare species but in recent years appearing unexpectedly off the British Isles and the coast of South Africa, where a large number were stranded in shoal water.

Just over the entrance to the hall is the striking full-sized model of the Killer Whale with contrasting black and white markings, the wolf of the sea, a fierce predatory cetacean capable of swallowing a fur seal or a small porpoise at a gulp. Near the Killer and facing it, hangs the model of a Blackfish, like the Killer a species of giant porpoise but of a much milder disposition. Obliquely above this pair is suspended a lifelike model of a Giant Squid, one of the marine animals upon which the Sperm Whale preys.

Around the walls of the balcony are spaces for twelve mural paintings, of which nine have been completed as this guide goes to press. Along the northern side are four great paintings showing scenes typical of American Sperm whaling and titled respectively, "The Chase," "The Attack," "Towing the Carcass," and "Trying Out." On the southern wall are three canvases portraying the life of different species of whales and including "Bowhead Whale," "Finback Whale," and "Killer Whales Attacking a Gray Whale." These seven murals are the work of Mr. John P. Benson, the noted marine painter.

At the far end of the hall is the large habitat group showing a coral reef in the Bahamas. The group extends from the main floor of the hall up to the limits of the balcony ceiling and shows the multitudinous life below the surface, as well as the land, sea and sky above. This group has now been completed after twelve years of study and preparatory work.

At either side of the painted background of the coral reef group is a large mural showing dolphins in a running sea.

Below the level of the balcony and hanging just beyond reach from the rail at the head of the stairway is a cast of a young Sperm Whale which came into New York Harbor and eventually was held a captive in the Gowanus Canal at Brooklyn. It was brought to the Museum in the flesh.

In wall cases, table cases and A-cases around the balcony is arranged an exceptionally fine exhibit of shells with many items of unusual beauty



#### STELLER'S SEALION

The most striking figure in the Sea Lion Group, Hall of Ocean Life

**Shells** or rarity. Several important private collections have been donated to the American Museum and are incorporated here, including the D. Jackson Steward, Jay, Crooke and Frederick A. Constable collections. One of the rarest shells is the *Conus gloria maris*, in a small glass case at the right of the entrance, and the largest shell is the giant clam *Tridacna*, weighing 579 pounds, to be found at the left in the small foyer as one enters from the Hall of Fishes.

On the main floor of the Hall of Ocean Life and under the overhang of the balcony are the habitat groups of marine mammals. Beginning at the northeast corner, the first of these is the group of Northern Elephant Seals, huge, ponderous mammals hauled out on the rocky beach of Guadaloupe Island, Lower California. The full-grown male of this species has a long, pendulous proboscis suggestive of an elephant's trunk. The only group on the northern side completed at this time is that of the Florida Manatee, a thick-set, homely beast but yet the origin of the mermaid myth.

In the southeast corner is a large group of Steller's Sea Lions at home on St. George Island, one of the Pribilofs. The male Sea Lions are huge, powerful seals with massive necks and shoulders.

Adjacent to the Sea Lions are found the Alaska Fur Seals on Kitovi Rookery, St. Paul's Island. Many details of the home life of these beautiful seals are to be noted in this group, which shows the vigorous dominant bulls, each with his harem of sleek, slender cows, the bachelor bulls, and the playful pups.

As on the other side of the hall, many of the spaces along the southern side are still unoccupied, but one case contains a small-scale model of the Pacific Walrus group, which will be, when completed, one of the very largest in the Museum. Back of the partition, most of the group has been finished and awaits only the background to be ready for the public.

On the floor of the hall are several cases with special exhibits. One of these is the Townsend Fur Seal, a species on the verge of extinction and only recently rediscovered after it was believed by many to have disappeared completely. Another case contains four small-scale models of whales, and the third displays several types of diving gear with full equipment of pump, telephone, etc.

At either side, at the western end of the hall, main floor, are two cases with the beautiful under-sea paintings by Mr. Zarh H. Pritchard.

A recent notable addition has been made through the donation by Colonel and Mrs. Charles A. Lindbergh, of the plane "**Lindbergh** toq" with all its equipment, used in flying across Bering **Plane** Strait to China, and later in their exploration flights over Greenland, Iceland, the North Atlantic, Europe, the South Atlantic Ocean and South America.

*Return to the South Pavilion (Memorial Hall).*



#### DETAIL OF THE CORAL REEF GROUP

Nassau Grouper: This great striped and mottled fish is often so camouflaged among its surroundings as to be practically invisible. Opposite the grouper a giant sea anemone spreads its waving tentacles. At the lower right is a fragile bush coral.

SOUTH CENTRAL WING  
INDIANS OF THE NORTH  
PACIFIC COAST

As the visitor passes through Memorial Hall he sees directly behind the Jesup statue a large **Haida Canoe** filled with a group of men. This stands in the entrance of a hall devoted to the Indians of the Northwest Coast. They are especially noted for their totem poles, grotesquely carved and painted. A double row of poles lines either side of the central aisle and others are on the side walls. These carvings fall into three main classes: totem poles proper which in some cases were sixty feet high, towering over the villages; house posts, four of which were the main supports of the house roofs; and grave monuments taking various forms.

In the center aisle will be found a model of a Kwakiutl village showing the type of construction of the house and the arrangement of the houses in the village, and an industrial group illustrating the household activities of the men and women.

On the walls are murals by Will S. Taylor which illustrate both the industrial and the social and religious life of the Indians of this region.

The exhibits are arranged in the same order in which the tribes are encountered in passing from the south toward the north along the coast of British Columbia and Alaska.

On the left are the collections from the Nootka living on the west coast of Vancouver Island. They are noted as hunters of whales, a hazardous occupation, especially when done without the aid of large boats. Next are the Kwakiutl, who live in the northern portion of Vancouver Island, subsisting mainly on fish and the smaller sea mammals. The devices for taking fish vary not only for each kind of fish, but in the case of salmon they are also especially adapted to the particular location in which the fish are taken. The Kwakiutl formerly devoted much of



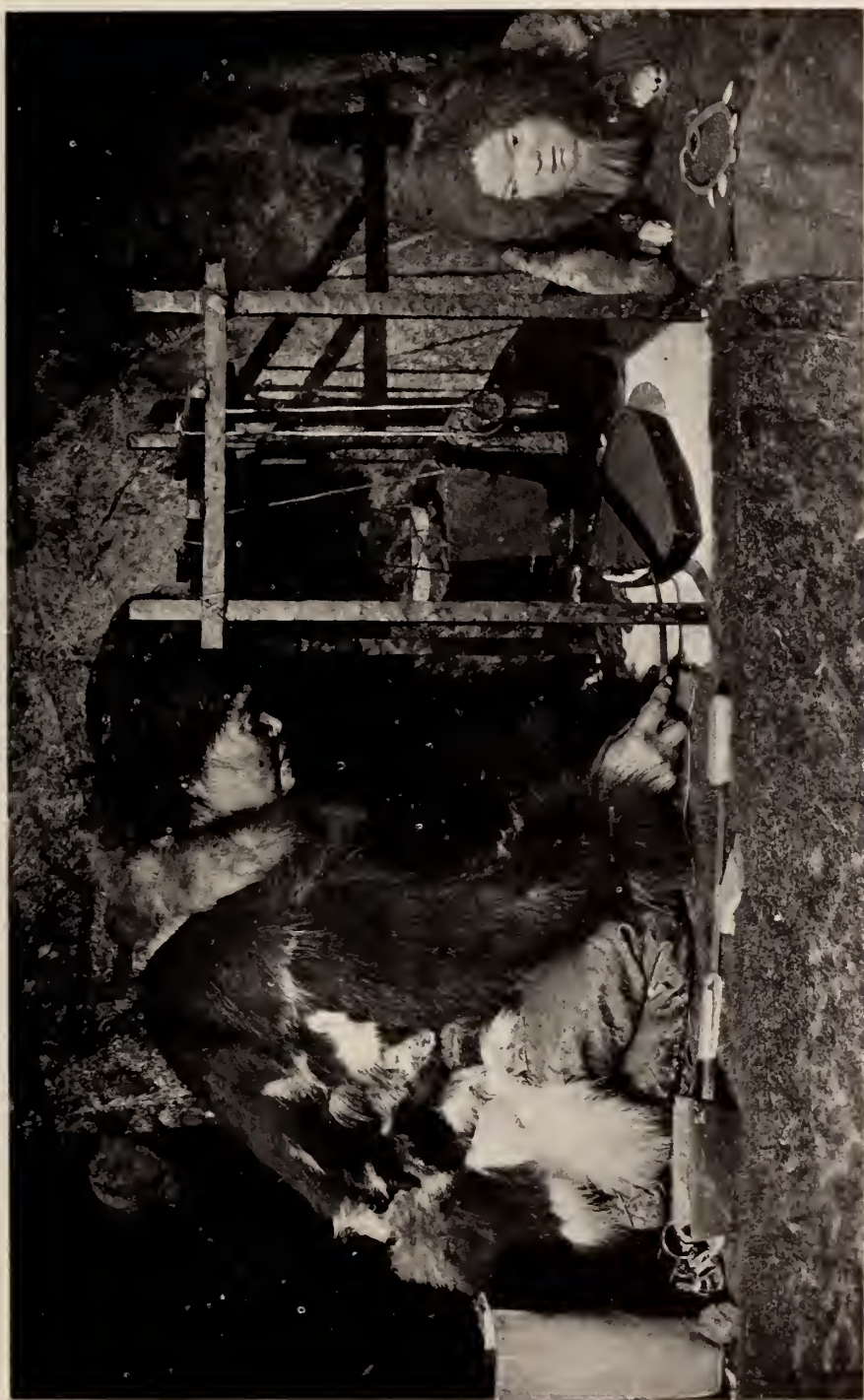
House post from the Salish village Comox, British Columbia. Speaker represented as standing on the head of a slave.



*Copyrighted by Will S. Taylor, 1916*

**WELCOMING CEREMONY OF THE BELLA COOLA INDIANS**

A mural painting by Will S. Taylor for the Northwest Coast Hall



#### ESKIMO HOME SCENE

Within a snow house or "igloo," an Eskimo woman is cooking blubber over the flame from a seal-oil lamp.

the winter to dramatic ceremonies in which grotesque masks were worn. Examples of these will be found near the middle of the west side of the hall.

At the farther end the art of the Tlingit Indians of Alaska is shown in considerable detail. They are especially expert in carving in stone, bone, ivory and wood. One of the tribes of the Tlingit, the Chilkat, make blankets from the wool of the mountain goat. The end wall case is entirely devoted to the basketry of the Tlingit.

The wall case directly opposite contains carved and painted boxes and chests selected to illustrate this phase of Northwest Coast art. Passing down the east side of the hall the following peoples are represented: Haida, Tsimshian, Bella Coola, Coast Salish, Shuswap and Thompson. The two last mentioned are not Northwest Coast in culture. They live in the interior of British Columbia. Their baskets are of especial interest.

The *Auditorium*, opening from the corridor, has a seating capacity of approximately 1400, and is completely equipped with stereopticons and apparatus for projecting both silent and sound motion pictures.

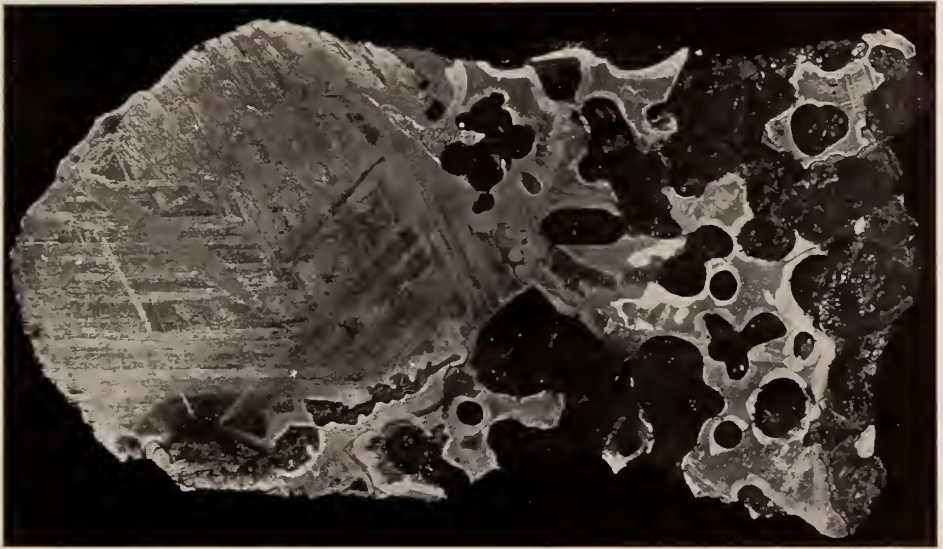
**Auditorium** Here are given lectures to Members of the Museum; to the Children of Members; to teachers and pupils of the public schools, to students of the high schools and colleges, and to the public.

#### NORTH CORRIDOR

The Eskimo collections will be found in the adjoining hallway and corridor. Near the entrance is an Eskimo woman fishing through the ice. She has formed a windbreak with blocks of ice. The **The Eskimo** fishing rod and hook and the long ladle are made of bone and with this latter she keeps the water in the hole from freezing over while she is fishing. Just back of her stands a man about to strike a seal under the ice. In another case will be found an Eskimo woman cooking in the interior of a snow hut or igloo lined with sealskin. She is using a stone lamp filled with seal oil, which feeds the flame over which the meal is being prepared. In this section will be found collections, obtained by the Stefansson-Anderson expedition, from the Eskimo of Coronation Gulf, some of whom had never seen a white man. In other cases are shown the clothing of the Eskimo, the many ingeniously made implements, and many finely carved and engraved ivory objects from the collections made by Peary, Comer and MacMillan.

The farther portion of the corridor is occupied by the collection of building stones, which include marble, sandstone, limestone, dolomite, **Building Stones** quartzite, slate, granite, diabase, soapstone, etc. There are also exhibits illustrating the products derived from coal; minerals and ores from Broken Hill, Australia; a collection of gypsum;

typical American and Manhattan Island rocks, a local peat collection and a varied assortment of marbles from Italy, Alaska, Canada and the United States. Those from New York and Vermont have large representations. There are also present a number of large specimens representing various phases of general geology.



### THE STRUCTURE OF METEORITES

A section of Brenham, siderite (nickel iron) on the left, passing into siderolite (iron and stone) on the right. Note the broad Widmanstätten lines. See the collection of meteorites at the Planetarium.

### WEST CENTRAL WING

## HALL OF BIOLOGICAL PRINCIPLES AND APPLIED BIOLOGY

### FOOD NEEDS AND FOOD ECONOMICS

Commencing at the south side of this wing, the Food Exhibit presents in graphic form the needs of the human body and shows how these needs can be met economically. The first case on the left shows the chemical composition of the human body as represented by a man weighing 154 pounds. Special emphasis is laid on the need for mineral salts and for the indispensable elements called vitamins, and models illustrate the contribution made by the commoner foods to the daily need of energy.

The composition of certain common foods as regards protein, carbohydrates, fat, mineral salts, water and refuse is graphically represented. A special series of models shows the size of 100-calorie portions of the

more important foodstuffs, classified by costs, and another exhibit stresses the necessity of eating the right quality of foods as well as the proper quantity.

In one case the problems of the world's food supply, its production and distribution are set forth in models and charts. The importance of the rice, wheat and other grain crops is emphasized and the relation of cereal production to national prosperity is brought out.

**World  
Problem  
of Food  
Supply**

In order to make the exhibit as practical as possible, an adequate daily dietary for an individual is shown, based on a moderate income. Models illustrate the proper types of marketing of food and the relative importance of the cost of food as a factor in the family budget.

The balance of this wing is devoted to exhibits dealing with Water Supply; Sewage Disposal; Insects, Rats and Parasites and their Relation to Health.

#### WATER SUPPLY

The west side of the hall has models, maps, charts and paintings which illustrate various phases of the problem of the water supply. One group of exhibits deals with the natural history of water supply as it affects the life and health of man. A large painting depicts the primary source of water supply, the sea, which by way of the clouds supplies the secondary sources: the rivers and lakes. Diagrams, models, and a relief map show the variation in rainfall at different points in the United States. A large floor case has glass models of the principal micro-organisms, Algae and Protozoa, which grow in reservoirs and impart tastes and odors to water. Samples and models here also illustrate the variations in composition which occur in natural waters.

A series of relief maps on the wall shows the growth and development of the water supply of New York City since 1664, and a large floor model displays accurately the location of the reservoirs and aqueducts of the Ashokan Water System. Similar relief maps of the region about Clinton, Massachusetts, before and after the construction of the Wachusett Reservoir for the water supply of Boston, show the way in which surface water supplies are collected by impounding streams.

A model on the west wall explains graphically how an artesian well, sunk through impervious rock, is supplied with water which has flowed underground along the rock strata from the place where it entered the ground a great distance away.

Several cases are given over to models illustrating the purification of water by storage, filtration and disinfection, and there are elaborate representations of the plants of Little Falls, New Jersey, and Albany, New York.

A model depicts the dangers from improper disposal of the liquid wastes of the city and how they may be avoided. In a relief map, actual points of danger in the neighborhood of New York are shown, where polluted harbor waters, bathing-places, and shellfish beds constitute a menace to health. The part played by polluted water in the typhoid epidemic of Lowell and Lawrence, Massachusetts, is explained by a relief map.

#### SEWAGE DISPOSAL

Modern methods for treatment of sewage on scientific lines are illustrated by a series of models of screens, sedimentation tanks, and filter beds of various types. These exhibits are located on the west and north sides of the wing.



THE FLEA

One of the enlarged models made by the late Ignaz Matusch from his original studies and now shown in a case devoted to Insect Carriers of Disease

#### INSECTS, RATS AND PARASITES AND DISEASE

Charts, models and maps on the east and north sides of the hall form this exhibit. First, on the right, are two illuminated cases; one contains photomicrographs of disease-producing parasites and the other contains glass models of various shapes and relative sizes of principal types of bacteria associated with disease.

The transmission of disease germs by insects, notably by the fly, the flea and by the mosquito, is shown by a series of exhibits. The most striking features are greatly enlarged models of the fly, the flea, the louse and the yellow fever mosquito. Each of these, the finest model of the kind ever made, required a year or more of constant, exacting labor.

**Bacteria  
and  
Parasites**

**Insects  
and  
Disease**



THE FLY

A relief map of the State of Arkansas illustrates the coincidence between low swampy regions and the prevalence of malaria, and another **Mosquitoes and Disease** shows the heavy incidence of malaria in the vicinity of marshlands near Boston. The scientific reason for the association of malaria with swampy regions is that the *Anopheles* mosquito, the carrier of the malarial parasite, breeds in such places. A small relief map indicates the type and arrangement of drains used for lowering the water level and eliminating mosquito-bearing pools, and diagrams illustrate the progress made in mosquito control in New Jersey and the financial return which has resulted. Another exhibit illustrates the world distribution and seasonal prevalence of malaria and yellow fever in



THE YELLOW FEVER MOSQUITO

relation to the habits of their mosquito hosts, the breeding-places of mosquitoes, the life history (shown by specimens) and the money-cost of malaria to the United States. Here are also shown some of the practical methods of control by ditching, oiling, stocking with fish, and encouraging enemies such as the bat and certain aquatic insects. Successful repellents are also displayed.

There is a series of small-scale models, attractively worked out by Otto Block, illustrating some of the methods and results of tropical sanitation as applied particularly to yellow fever. A hospital at Panama is shown as it was during the former régime, with mosquito-breeding pools all about and with the legs of the bed and the flower pots set in dishes of water to keep off the ants. In contrast there is illustrated a

modern hospital with all stagnant water removed, and wards screened and ventilated. Other models show the sanitary squads on the Isthmus which fought the yellow-fever mosquito in the town by fumigation, and the malaria mosquito in the country by ditching and oiling. Photographs of four American Army officers, Reed, Carroll, Lazear and Agramonte, to whose researches this advance is due, are upon the wall near-by.

A group of colored drawings illustrates fifteen of the principal species of flies found in eastern North America. Models, specimens and **Flies and Disease** charts in one case, deal with the life history of the fly, showing its various stages in their natural size and actual habitat, and illustrate the large number of flies which may breed in a single pound of manure and the enormous progeny which may spring from a single pair and their descendants during the breeding season. A wall case shows a group of the natural enemies of the fly: the cock, phoebe, swift, the bat, spiders and centipedes, in characteristic surroundings as they may be seen on a New York State farm on a late August afternoon.

The deadly work of the fly in carrying typhoid fever is illustrated by graphic presentations of typhoid statistics of the Spanish-American War and of the relation between flies and "summer disease" of children, as worked out by the Association for Improving the Condition of the Poor in New York City.

Various types of traps for larval and adult flies are shown, with models illustrating how fly-breeding may be prevented, how human wastes may be protected from their access, and how manure may be cared for so as not to be a medium for breeding flies.

Some space is devoted to certain insect carriers of disease germs of special importance in tropical and semi-tropical countries. Scenes during the Serbian epidemic of typhus fever are illustrated by **Typhus and Other Diseases** photographs and models of the disinfecting train used by the American Mission in the destruction of lice which are responsible for the spread of this disease. Also shown are specimens of Glossinas, which transmit sleeping sickness and the nagana disease in Africa, and of ticks which spread Texas fever of cattle, and relapsing fever, African tick fever and Rocky Mountain spotted fever of man. Photographs and models illustrate the ravages wrought by this disease and the methods used for the control of sleeping sickness in Africa by cutting the bush along the banks of swamps where the Glossinas breed, by the destruction of infected villages and the isolation of infected persons in concentration camps.

**The Flea,  
Rat and  
Bubonic  
Plague**

The relation of the flea and rat to the terrible bubonic plague is also illustrated in considerable detail. Reproductions of sixteenth and seventeenth century drawings show with what terror the Black Death was regarded in pre-scientific days. In several cases are specimens of some of the principal animals which harbor the plague-germ and serve as reservoirs from which it is carried by the flea to man. The black, brown and roof rats, the wood rat and the California ground squirrel are shown, and the manner in which the disease is disseminated is illustrated by a copy of a corner of a rat-infested house in California. The original from which this was copied, as well as many of the rats and squirrels, were obtained through the courtesy of the U. S. Public Health Service in Washington. A habitat group shows a typical family of ground squirrels on a rocky hillside in central California, during the breeding season in May. Preventive measures used against the plague are illustrated by models of a farm with buildings rat-proofed, of a rat-killing squad, equipped for work in San Francisco, of a ship at dock with rat-guards to prevent the access of rats to the shore, and by specimens of various types of rat-traps.

**Military  
Hygiene**

A case is devoted to the problem of military hygiene, so successfully solved during the Great War. Diagrams illustrate the relative deadliness of disease germs and bullets in earlier wars; and their lesson is reinforced by a representation of the relative importance of injuries received in action and of the results of typhoid fever during the Spanish War. One company, confronted by a cannon, suffers the loss of one man wounded, while the other, facing a tube of typhoid germs, has one dead and thirteen in the hospital. Other models show how camp wastes are disposed of and how water supply is sterilized, and still others, how the soldier's tent is protected against mosquitoes and how a field hospital is equipped.

One of the central floor cases contains two contrasted models showing sanitary and unsanitary conditions on a small farm. In one, pools of stagnant water and uncovered manure heaps and general uncleanness favor the breeding of mosquitoes and flies, while the open doors and windows give these insects free access to the house. In the other, the swampy land is drained and cultivated, the windows screened, the shallow-dug well replaced by a driven well; the conditions are sanitary, and health and prosperity replace sickness and poverty.

*Return to Jesup Statue, Memorial Hall, South Pavilion*

SOUTHWEST COURT  
SCHOOL SERVICE BUILDING

Adjoining the West Corridor is the Bickmore Memorial Corridor, named in honor of Professor Albert S. Bickmore who inaugurated the work of the Museum with the schools. This leads to the School Service Wing which contains the exhibits, offices and classrooms of the Department of Education.

### EDUCATION HALL

The Department of Education is concerned directly with work with the public schools of New York City through its loan collections of lantern slides and objects of natural history and through illustrated lectures given at the Museum and at certain of the public schools. In coöperation with the College of the City of New York, New York University and Hunter College, several courses for college credit are given for teachers and college students. Adult education is also receiving special attention.

The department occupies the School Service Section, a five-story structure completed in 1926.

On the first floor is Education Hall, which is used for important temporary exhibits and special gatherings, also a display of the circulating collections of nature and geographic materials available for loans to public schools in New York City.

The second floor contains a main lecture hall, seating five hundred, which can be divided into smaller halls, and there are class rooms and a model school nature room.

On the third floor are offices for the staff, the slide-circulating department, the teachers' reference library, and consultation room.

On the fourth floor is the office of the photographic division, with the photographic studios, the motion picture editing room, and film inspection room.

The extent of the work of the department is shown by the summary for 1935, page 13.

*Return to the West Corridor*

SOUTHWEST WING  
**INDIANS OF THE WOODLANDS**

Opening from the west corridor are three halls containing collections from the North American Indians, which, together with the hall in the south central wing, present the nine great culture areas of North America. (See map at the right of the entrance.)

The hall you now enter represents three of these culture areas. Filling the greater part are collections from the Eastern Woodlands tribes, who occupied the middle portion of the North American continent, east of the Mississippi. In a wall case to the left of the entrance is a comparative exhibit, in miniature, of the house types, methods of cooking, transportation, and dress of the various North American tribes. Midway of the hall on the right side are represented the peoples of the Southeast.

Near the entrance of the hall will be found relics of our local Indians. On the left are some specimens of pottery vessels and many small objects of stone and bone recovered from Manhattan Island and the neighboring territory of Staten Island, Long Island, and Westchester County. Nearby on the same side of the hall are collections obtained from living Indians of the coast region north and south of New York. These are the Penobscot and Passamaquoddy of Maine, the Micmac and Malecite of the lower provinces of Canada, and a few but rare objects from the Delaware who once occupied the vicinity of New York City and the State of New Jersey. The age and historical relations of these cultures are shown in a large label at the left of the entrance.

A family group of Micmac Indians, in a birchbark conical house, is shown half way down the hall.

On the opposite, north side, are the Iroquois, whose league comprised the Mohawk, Seneca, Oneida, Onondaga, Cayuga, and later the Tuscarora. They dominated New York and much adjoining territory. The exhibits represent particularly the agriculture of the East, which was carried on with rude tools by the women.

In a case in the aisle are exhibited wampum belts which were highly esteemed in this region. They served as credentials for messengers and as records of treaties and other important events. Later, wampum beads came to have a definite value as currency, especially in trade between the white man and the Indians.

In the farther end of the hall, on the left, are the collections from the Ojibway, Hiawatha's people, who lived mainly north of the Great Lakes. They had but little agriculture, living chiefly by hunting and fishing. Beyond the Ojibway are the Cree, who lived still farther north. Here is to be seen the rabbitskin clothing of our childhood rhymes.



**AN IROQUOIS WARRIOR**

From the group in the Woodland Indian Hall

Opposite the Ojibway are the great Central Algonkin tribes, the Menomini and Sauk and Fox, who lived south and west of the Great Lakes. They gathered wild rice and hunted and fished, also practising some agriculture. In one of the Menomini cases are some skin bags beautifully worked in porcupine quills. These bags were used in the

Midéwin, the secret society of the shamans. Visitors interested in the designing art will find the cases of this hall full of bead, quill and textile designs of a high order. (See *Guide Leaflets*, Nos. 41, 50, 63, "Indians of Manhattan," "Indian Bead Work" and "Indian Costumes.")

The dwellings are of several forms, among which may be mentioned the long rectangular houses of the Iroquois covered with oak bark; the dome-shaped huts of Long Island and vicinity which were covered with mats and bundles of grass, and the familiar conical wigwam of the Ojibway covered with birchbark. The utensils are of pottery, wood or birchbark. Pottery was made by most of the Eastern tribes and seems to be associated with the practice of agriculture. The designs are incised, never painted. Bowls, trays, and spoons are made of wood and often decorated with animal carvings. The use of birchbark in the construction of light, portable household vessels is a particular trait of our Eastern Indians.

In the southeastern portion of the United States, agriculture was highly developed. These tribes are represented by the Cherokee and Yuchi, who made pottery, and by the Choctaw and Chitimacha, who made interesting baskets of cane. The Seminole of Florida have maintained an independent existence in the Everglades for nearly a century. Their prehistoric arts are illustrated in the table case; they excelled in polishing stones and working shell.

#### SOUTHWEST PAVILION INDIANS OF THE PLAINS

The collections from the Indians of the Plains will be found in the hall adjoining. These Indians comprised the tribes living west of the Mississippi and east of the Rocky Mountains as far south as the valley of the Rio Grande and as far north as the Saskatchewan. (See map on south wall.)

On the left side of the entrance, against the wall, is a special exhibit of life casts and photographs of typical Plains Indians, with tables and charts explaining their chief racial characteristics.

Occupying the greater part of the hall, beginning on the left, are the buffalo-hunting tribes: the Plains-Cree, Dakota, Crow, Blackfoot, Gros Ventre, Arapaho and Cheyenne. These tribes did not practise agriculture but depended almost entirely on the buffalo; buffalo flesh was their chief food, and of buffalo skin they made their garments. In some cases a buffalo paunch was used for cooking, and buffalo horns were made into various implements of industry and war. The spirit of the buffalo was considered a powerful ally and invoked to cure sickness, to



**A DANCER OF THE DOG SOCIETY**

Arapaho Indian

ward off evil, and to give aid in the hunt. Wherever the buffalo herds led the way, the more nomadic Plains tribes moved their tipis and followed. With the extermination of the buffalo the entire life of the Plains Indians was revolutionized.

On the right, near the entrance, are the village tribes of the Plains: the Mandan, with whom Lewis and Clark passed the winter of 1804-1805, the Hidatsa who now live with them, and the Omaha, Kansa, Iowa and Pawnee. All these tribes raised corn and lived in earth-covered

houses of considerable size. A small model of one of these houses stands near the exhibits.

In the center of this hall is a Blackfoot Indian tipi with paintings of otters on the sides, representing a vision of the owner. This tipi has been fitted up to show the home life of a typical buffalo-hunting Indian.

**Blackfoot  
Tipi**



#### A DOG FEAST OF THE SIOUX

Given in honor of Mr. Sanford (the Indian agent), Pierre Choteau, K. McKenzie and Mr. Catlin. From the Catlin Collection of paintings.

There were numerous soldier societies among the Plains Indians which included practically all the adult males. Each society had a special dance and special costumes. (See the Arapaho cases for costumes of dancers.) There were other dances connected with tribal religious ceremonials, the best known and most important of which is the Sun Dance, illustrated by a model at the left of the tipi. The Sun Dance was held annually in the early summer in fulfilment of a vow made during the preceding winter by some member of the tribe who wished a sick relative to recover. The dance involved self-torture, great physical endurance and a fast lasting three days.

**Societies**

**Sun Dance**

## SOUTHWEST TOWER

The Blackfoot collections extend into the tower, in which a general collection of quill and beadwork is also shown.

In the center of the hall is a genuine medicine pipe, held in awe by the Indians and dearly parted with; also the contents of a medicine-  
**Medicine** pipe bundle. The contents of another medicine bundle,  
**Pipe** belonging to a leading man of the Blackfoot tribe (medicine-man), together with the headdress which he wore in ceremonies, are in a case near the tower. Other remarkable bundles, particularly the skull bundle, are in the Pawnee case, on the north wall.

The Plains Indians are noted for their picture-writing on skins and for their quillwork, which has now been superseded by beadwork. They have a highly developed decorative art in which simple geometric designs are the elements of composition, this being one of the most interesting features of their art. (See Dakota case and *Guide Leaflet* No. 50, also *Handbook* No. 1, North American Indians of the Plains.)

## WEST WING

## INDIANS OF THE SOUTHWEST

This hall presents collections from both the prehistoric and the living Indians of the Southwest. On the right are the nomadic tribes:  
**Nomadic** the Apache, Navajo, Pima, Papago and Havasupai. In  
**Indians** the first alcove to the right is a basketry exhibit, showing types of baskets and the methods of weaving. The home life of the San Carlos Apache is illustrated by a life-sized group, the first in a series of groups on the right side of the hall. Adjoining is a larger group showing a Navajo hogan in Cañon de Chelly and the Night Chant ceremony. The painted background in this group gives a view of the Cañon, and in a cave of the walls of the same, one may see the famous White House ruins.

In the nearby cases, silverwork, basketry, and other Navajo objects are shown. They are the present-day blanket makers. They make use of the wool of the sheep they raise, carding, spinning, and weaving it with simple implements and looms. This art is believed to have arisen since the coming of the Spaniards and it is known to have passed through several stages in the last sixty years. The older types of blankets here shown contain yarn which was obtained by cutting or raveling from imported flannels, called in Spanish "bayeta," from which these blankets receive their name. These are either bright red or old rose in color, resulting from cochineal dye. Several blankets are made of yarn bought ready dyed from the traders and are called Germantowns. The greater number, however, are made of yarn of native spinning, dyed with native vegetable and mineral dyes.

The Navajo are a large and widely scattered tribe. During the winter they occupy log houses, but in milder weather they camp in the slight shelter of a cliff or windbreak and shade made of brush. They live by raising corn in the moist valleys, and on the flesh of their numerous flocks of sheep.



#### NAVAJO BLANKET

From the Museum's collection. The Navajo Indians of the Southwest are a wealthy, pastoral people, and the best Indian blanket makers of North America.

The Western Apache live along the upper portion of the Gila and Salt rivers, where they practise agriculture, gather the wild products, and hunt. People, related to these, under Geronimo, raided the settlements of southern Arizona and northern Mexico and evaded our troops for years. They live in grass-thatched houses or in the open under the shade of flat-topped, open-sided shelters

The Eastern Apache lived in buffalo skin tipis. They went far out on the plains in search of the buffalo herds, avoiding, if possible, the Plains tribes, but fighting them with vigor when necessary. In dress and outward life they resemble the Plains Indians, but in their myths and ceremonies they are like their Southwestern relatives and neighbors.

Apache baskets are shown in the large case to the right of the entrance, which is in contrast with the corresponding case of pottery on the opposite side. Not the environment, but social habits, caused one people to develop pottery and the other to make the easily transported and not easily breakable baskets. (See *Handbook* No. 2, "Indians of the Southwest.")

At the left of the hall, as we enter, are exhibits for the modern village  
**Pueblo Indians** Indians—first types of pottery from San Ildefonso, Laguna, Santo Domingo, Zuñi, and Hopi.

The Pueblo Indians live in large community houses, built of stone or adobe, often with several receding stories. They depend chiefly upon agriculture for their food, make a great variety of pottery, and have many elaborate religious ceremonies. The nomadic peoples live in tipis or small brush and thatched houses which are moved or deserted when they are forced to seek the wild game and wild vegetable products which furnish much of their food. They make baskets for household purposes which are more easily transported than vessels of clay. In the hall are models of the pueblos of Taos and Acoma, of prehistoric cliff-dwellings, and of the houses used by the Navajo.

The inhabitants of Zuñi are believed to be the descendants of the first people seen by the Spaniards in 1540. Their former villages, many of which now are in ruins, were probably the "Seven Cities of Cibola," for which Coronado was searching at that time. Although there were missionaries among them for about three centuries, they have retained many of their own religious ceremonies. Many ceremonial objects as well as those pertaining to everyday life are shown in this alcove.

In the Hopi section are costumes, masks, images, and basketry plaques used in their ceremonies. Their best known ceremony is the Snake Dance, the performance of which is supposed to increase rainfall and the crops. Some of the regalia for this dance are shown. On the right side of the hall, next to the Navajo group, is a representation of Hopi life.

In the center of the hall, as well as in the northern half of the left side, are special exhibits for the prehistoric Indians of the Southwest.  
**Prehistoric Indians** Near the center is an exhibit showing how many prehistoric ruins have been dated by the tree-ring method. A chart at the entrance to the hall gives the successive culture periods for the Southwest, beginning with early Basket Maker and ending with the modern Pueblo villages. Typical objects made by the Basket Makers are shown in small cases in the center of the hall and in upright cases to the left.



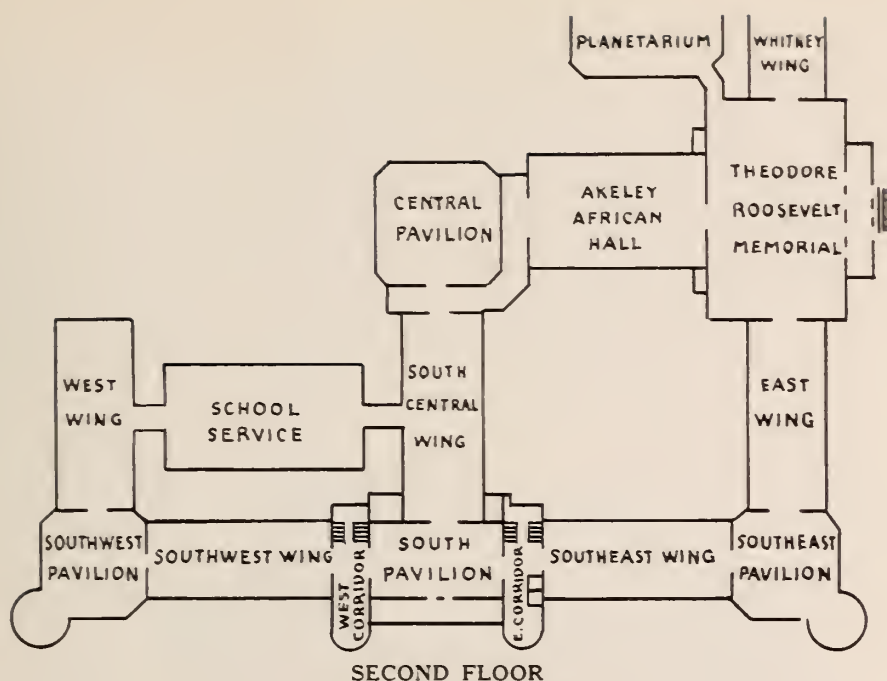
### THE APACHE GROUP

The scene is laid in the valley of the San Carlos River, Arizona; the time is summer, and the Indians are shown engaged in the ordinary pursuits of daily life.

Two of the most famous prehistoric Southwestern ruins are Bonito and Aztec. A model of the latter stands in the center, and near the entrance is an exhibit of turquoise from Pueblo Bonito. Other collections from these two ruins are shown in cases at the left of the hall. One contains a remarkable collection of pottery from Pueblo Bonito. Similar black-on-white wares with very elaborate and splendidly executed designs, shown in adjacent cases, are from Rio Tularosa, and in part from cliff-dwellings. In another case will be found material gathered by the Museum expedition which explored the Galisteo Valley, New Mexico. (See *Guide Leaflets* Nos. 55 and 73, "Basketry Designs of the Mission Indians" and "Pottery of the Southwestern Indians.")

At the north end of the hall, at the right, is an exhibit from the Indians of California.

*Return to East Corridor (Elevators) and ascend to the Second Floor.*



#### SOUTH PAVILION

### FAUNAL GROUPS OF BIRDS OF THE WORLD

This hall will be devoted to a series of twelve habitat groups designed to show the major faunal areas of the world and their characteristic birds. Eight have been completed. One, based on studies made on Barro Colorado Island in the Canal Zone, presents the birds of a tropical American forest. A scene from South Georgia Island, 1,200 miles east of Cape Horn, shows the bird life of the Antarctic; the other completed groups depict the Congo Forest, the East African Plains, the Upper Andean or Paramo Zone, the Pampas and Lagoons of the South American Temperate Zone, the New Forest (Palearctic Region of Europe, North Temperate Zone, Southern England), and the Gobi Desert group.

#### SOUTH CORRIDOR

**Restaurant** Adjoining the Faunal Groups Bird Hall is the Restaurant, which is operated as a Museum department, under the efficient direction of a dietitian-manager, and is open from 11 A.M. to 4:45 P.M. every day excepting Sunday.

#### EAST CORRIDOR

**Caribou Heads** On the main stairway from the first floor to the third, is a magnificent series of antlers of the various American caribou.

SOUTHEAST WING  
MAMMALS OF NORTH AMERICA

Continuing east beyond the elevator corridor, we enter the Allen Hall of North American Mammals. At the right of the entrance is a bronze tablet in memory of Dr. J. A. Allen who for thirty-six years was Curator of the Department of Mammals. About 2,600 kinds or species and subspecies of mammals have been described from North America, and the purpose of the exhibits is to show those that are peculiar to that region or characteristic of it, the more important, or more striking, being



BISON COW AND CALF

A Characteristic North American Mammal

displayed in groups that tell something of their home life or of the region in which they live. The individual specimens give some idea of the variety of species found in North America.

The first center exhibit to catch the eye is a group of Moose from New Brunswick, and beyond this the American Bison; these groups, **Moose,** mounted years ago, are still among the finest as well as the **Bison** largest examples of their kind. See *Guide Leaflet*, No. 53, "The Story of Museum Groups."

Immediately at the right of the entrance are the Grizzly and Alaskan Brown Bears, the latter the largest members of the family; and the Giant Moose of Alaska. The larger groups, following in order, are the Grant's Barren Ground Caribou, Greenland Musk-Ox, Pronghorn Antelope, Muskrat, Black Bear, Puma, Polar Bear, Mountain Sheep, Roosevelt Elk, Rocky Mountain Goat, Beaver, Timber Wolf, Virginia Deer, and Peccary. Smaller groups include Coyote, Wildcat, Pack Rat and Jack Rabbit. The habitat groups proper show the animals in some characteristic occupation and, whenever possible, in a family group.

The Barren Ground Caribou are animals of the waste and treeless regions of Arctic America where it is impossible for other members of the deer family to exist. At regular intervals these **Grant's Barren Ground Caribou** animals gather in immense bands and migrate, going northward in spring and southward in the fall. The specimens in the group were obtained by A. J. Stone at the western end of the Alaska Peninsula in October, 1907.

The Musk-Ox is adapted for life in the far north and usually travels in bands of a dozen or more. Its food in summer consists mainly of grass; in winter, trailing willows, pawed up from under the snow. According to Stefansson, the Musk-Oxen have no fear of wolves—it is the wolves that fear them. The specimens in the group were collected by Commander Robert E. Peary on Bache Peninsula, Ellesmere Land, in October, 1898.

The handsome Pronghorn Antelope, peculiar to North America, **Pronghorn Antelope** once found in vast numbers on the western plains, was verging on extinction but is now increasing in numbers.

Owing to its wide distribution, the rapidity with which it breeds, and the growing scarcity and increasing demand for furs, the muskrat has become one of the most important of fur-bearing animals, and its skins are sold literally by the million. **Muskkrat**

A group at the right-hand side of the hall shows general color variations of the Black Bear. Among these are the Cinnamon Bear, the Glacier Bear, and Kermode's White Bear. **Black Bear**

The Puma is very wide-ranging, being found over a great part of North and South America. In its many forms or species, it displays great adaptability to environment and is found not only in heavily forested districts and high mountains, but on arid desert areas as well. **Puma**

The Polar Bear inhabits the coast of the Arctic Ocean, wandering over the great ice-floes and along the shores of northern islands seeking seals and young walrus. The huge flat paws and powerful muscles make the animal a strong swimmer; the coat of long, **Polar Bear**



#### PRONGHORN ANTELOPE

This animal is peculiar to North America and is the only hollow-horned ruminant in which the horn sheaths are shed yearly.



ON THE TRAIL, TIMBER WOLVES IN COLORADO

almost woolly hair and a thick layer of fat protect it from the intense cold. The large male in the group was brought from Payer Harbor, Greenland, in the spring of 1902 by Commander Robert E. Peary.

Mountain Sheep inhabit the more inaccessible mountain ranges of the West, from northern Mexico through the Bad Lands and Rocky Mountains almost to the shore of the Arctic. They are gregarious, occurring in small flocks. When undisturbed, each flock is headed by a ram, but when danger threatens, he assumes the rear guard and a ewe takes the lead.

At the end of this hall is a group of Roosevelt Elk found in the Coast Range from British Columbia to Northern California. Once abundant, they have become much reduced in numbers, though an effort is now being made to preserve them.

This animal is not a goat as the name implies, but an antelope. It is found from Idaho to Montana northward through British Columbia to the mouth of Copper River, inhabiting steep mountain ranges and inaccessible peaks. Several forms or subspecies are now recognized.

The Beaver, formerly the most important, from a commercial standpoint, of North American mammals, and one intimately connected with the early history and exploration of the continent, is represented actively at work.

The cats, wolves and foxes, and the host of small creatures like squirrels, rats and mice, are represented by numerous characteristic examples. Here are the Jaguar, the largest of the American cats, the Puma, the well-known Coyote or Prairie Wolf and the little-known white Arctic Wolf from the extreme north of Greenland. Here too is the Arctic Fox in its two color phases, the valuable blue and the more common white, the one in prosperous times bringing as much as \$140 for fur, the other worth only \$12 to \$60.

One of the most beautiful and at the same time simplest groups in the Museum is that showing part of a pack of Timber Wolves following the tracks of deer. See page 63.

The Virginia or White-tailed Deer, found over a large part of North America, is shown in its summer coat; other species of our deer are displayed in the adjoining cases, and some beautiful albinos may be found in the hall above.

The Peccary, one of two species related to the pig family and peculiar to the Americas, is really an intruder from South America.

#### SOUTHEAST PAVILION

Before entering the East Wing, we pass through the Southeast Pavilion. On the left is a group of European Wild Boars and a Siberian



#### THE AMERICAN BEAVER

17. This shows the work and home life of the beaver. The old beavers are cutting trees for food and for building dams and houses. In the foreground is a house with part torn away to show the little beavers within. Beavers generally build their houses in the water, but where they are not molested they often construct them on land as shown here.

Tiger later to be included in a group in the Hall of North Asiatic mammals. To the right are temporary exhibits devoted largely to small groups of mammals that are, or were until recently, found within fifty miles of New York City. Among these are the Skunk and Opossum, Gray Fox and Brown Bat, Weasels, summer and winter pelage; Otter and Mink, Red Fox, Woodchuck, Gray Squirrel, Chipmunk and Flying Squirrel, Cottontail Rabbit, Varying Hare and Red Squirrel, Muskrat, Porcupine.



THE WEASEL IN WINTER

One of the groups representing the small mammals found within fifty miles of New York City. The others of the series show opossum, red and gray foxes, skunk, mink, muskrat, woodchuck, rabbits and squirrels.

The Opossum, noted for its cunning and tenacity of life, is the sole representative in the United States of the marsupials, or pouched mammals. The skunk is a useful, though much abused animal, now valuable for fur which is sold under the euphemistic name of Alaska Sable. While it occasionally destroys poultry and other birds, its principal food consists of injurious insects and field mice. Its defensive weapon is an excessively fetid fluid secreted by a pair of glands situated near the base of the tail. It has the ability to eject this fluid to a considerable distance.

The Weasel, in summer and winter dress, the Otter and the Mink are three important fur-bearing animals still found near the towns and cities. Weasel fur is often used in place of ermine.



### INDIAN ELEPHANTS

Dominating the center of the South Asiatic hall is a group composed of a male and a female Indian elephant.



### THE WATER BUFFALO

There are eight large habitat groups in the South Asiatic hall, and this one of the Indian or water buffalo shows a scene in the Central Provinces. These are the wild representatives of the ox which has been so widely domesticated throughout southern Asia.



### A PAIR OF LEOPARDS IN SOUTHERN MYSORE

In a *shola* or wooded glen, a leopard has just captured a peacock and the two survivors of the flock are flying off through the trees. Pea fowls are a favorite prey of the leopard.

EAST WING  
**VERNAY-FAUNTHORPE HALL OF SOUTH  
 ASIATIC MAMMALS**

Leaving the North American mammals and the Southeast Pavilion, we enter the new Vernay-Faunthorpe Hall of South Asiatic Mammals.

Here, in naturalistic settings of carefully selected accessories and beautifully painted backgrounds, all the greater game-mammals of southern Asia, as well as many of the smaller species, are on display.

This hall was formally opened on November 17, 1930, and a special guide to the hall has been published.

After viewing the splendid collection of mammals brought together by Mr. Arthur Stannard Vernay and the late Lt. Col. John Champion Faunthorpe, the visitor must retrace his steps through the Hall of North American Mammals to reach the Hall of Birds of the World.

*Return to the South Pavilion*



**LABRADOR DUCKS**


From the Group showing these extinct birds

SOUTH CENTRAL WING  
**BIRDS OF THE WORLD\***

Going north we enter the hall containing the general collection of birds. The most striking feature is the exhibit of Birds in Flight, examples of such powerful fliers as the Condor, Eagle, Ducks, Geese, and others, flying overhead.

In the first four main cases on the right, the 13,000 known species of birds are represented by typical examples of the principal groups

\*See "Alphabetical Guide to The Bird Exhibits . . .," *Guide Leaflet* No. 90.



**THE DODO**

Restored from Old Dutch paintings. This gigantic pigeon was at one time abundant in Mauritius but it was quickly exterminated by early navigators.

arranged according to Sharpe's conception of their natural relationship. The series begins with the Ostriches, the "lowest" birds (that is, those which seem to have changed least from their reptilian ancestors), and goes up to those which show the highest type of development, the Singing Perching Birds, such as our Thrushes and Finches. The remaining cases on the right wall and all of those on the left show the geographical distribution of the bird fauna of the world. The specimens are grouped according to the great faunal regions, the Antarctic, South American Temperate, American Tropical, North American Temperate, Arctic



### THE PTARMIGAN IN WINTER

One of a series of groups showing the bird's seasonal changes of colors brought about by molting and feather growth.

Eurasian, Indo-Malayan, African and Australian realms. These cases, in connection with the accompanying maps, give opportunity for a comparative study of the birds of the different parts of the world. In each region, as in the Synoptic Collection, the birds are arranged in their natural classification.

In the alcoves near the entrance are several cases containing birds which have become extinct or nearly so. The Labrador Duck, once a common visitor to our Long Island shores, became extinct for no known reason. The Great Auk and the Dodo were flightless species which bred in great numbers on small islands and were easily and quickly killed off by men. The Passenger Pigeon of North America lived by the million, in such dense flocks that vast numbers were slaughtered with ease, but the last individual died in captivity September 1, 1914. The Heath Hen formerly had a wide range on our Atlantic seaboard, but as a game bird it was so continually persecuted, in and out of the breeding season, that it is now extinct. Specimens of all of these birds are shown here, the Dodo being represented by an incomplete skeleton and by a life-size reproduction copied from an old Dutch painting. Others of our splendid game birds, such as the

#### Extinct Birds

Trumpeter Swan and Eskimo Curlew, are nearly, if not quite, gone, and more, like the Wood Duck and Wild Turkey, will soon follow them if a reasonably close season and limited bag be not rigidly enforced. Still others—the beautiful egrets and the grebes, for example—have already gone far on the same road, owing to the great demand for the plumage for millinery.

In certain alcoves are several cases designed to illustrate the natural history of birds.



THE AMERICAN ROBIN—FIRST OF THE GROUPS OF LOCAL BIRDS

The widely different plumages (varying with age, sex, season, or all three) often worn by one species, will be found illustrated in the **General Topics** Ptarmigan case and in the case containing Orchard Orioles, Snow Buntings, Scarlet Tanagers and Bobolinks. The relationship between structure and habits, the many forms of bill, feet, wings, tail, etc., and the different ways of using them are illustrated in other cases, particularly by one showing the feeding habits of some birds. Other cases show instances of albinism, hybridism and other abnormalities; the excessive individual variation in the Ruff; the birds of prey used by man in hunting; a few domesticated birds (an extensive collection of which will be found in Darwin Hall); the growth of

the embryo and the structure of the adult bird; Archæopteryx, the oldest fossil bird; and a map-exhibit of migration.

At the west side of this hall is an entrance to the School Service Building in which is the Nature Room maintained by the School Nature League. There are also class-rooms and exhibits used in connection with the Museum's School Service.

In the fifth alcove to the right the case contains the Synoptic Collection of Eggs, which shows the variation in the number in a set, size, shell-texture, markings, shape, etc., and tells something of the laws governing these things.

At the farther end of the hall is a collection of Birds of Paradise, presented by Mrs. Frank K. Sturgis. This family of birds, confined to New Guinea, Australia and some neighboring islands, though related to the crows, is noted for gorgeous plumes, wonderful as well in variety of form and position as in beauty.

*Return to the South Pavilion*

#### WEST CORRIDOR

#### LOCAL BIRDS\*

In this room are specimens of all the species of birds which have been known to occur within fifty miles of New York City. As far as possible each species is shown in all its different plumages. In the wall case next the windows on the visitor's left is the Seasonal Collection containing the birds which may be expected to occur in this region during a part or the whole of the current month; in its left-hand two panels are the *permanent residents*, which are never changed, and in the right-hand two are the *migrants*, which are changed as necessary about the first of each month. In the next case on the left begins the *General Collection* of all birds found within this area, beginning with the grebes and continuing around the hall to end with the thrushes by the southwest window.

Besides the table case containing the eggs (often with the nest) of species known to nest within fifty miles of the City, there is a series of groups of local breeding birds with their nests. These, the forerunners of our "Habitat Groups," were the first of their kind made for the Museum.

At the head of the stairs, on one side, is a map of the country within fifty miles; on the other, a case of *accidental visitors*—stragglers from other parts of the country and from other countries which have been taken within our limits.

\* IMPORTANT—This collection has been moved to the first floor corridor of the Theodore Roosevelt Memorial.

At the other end of the room, between the windows, are exhibits which explain what is meant by a subspecies, and through what changes of plumage a bird passes from the time of hatching: also a bust of John Burroughs, by C. S. Pietro, the gift of Henry Ford.

#### SOUTHWEST WING


### ANTIQUITIES OF MEXICO AND CENTRAL AMERICA

Continuing west past the collection of local birds, we enter the *Southwest Wing*, devoted to the ancient civilizations of Mexico and Central America. The civilizations represented here have a general similarity indicating a common New World origin, distinct from any connection with the civilizations of Egypt, India, or China.

Foremost among these civilizations is that of the Maya of Yucatan and Guatemala, who reached their peak in the first thousand years of the Christian era. Examples of their craft occupy the cases **Peoples** in the first third of the hall, at the right. Next rank the Aztecs and the semi-mythical Toltecs of Central Mexico, who flourished from 750 to 1519 (the Spanish Conquest); the handiwork of these people is exhibited on either side of the central third of the hall. The right end of the hall is given over to the products of the Totonac and Huastec of Vera Cruz and the cruder cultures of northern and western Mexico. On the opposite side are collections representing the Zapotec and Mixtec civilizations of Oaxaca. The southeastern third of the hall is occupied by the Keith collection of antiquities from Costa Rica.

A striking feature of Central American civilization was the temple architecture, erected by the people under the direction of the priests who governed them. Models of these buildings are distributed **Architecture** throughout the hall. Richly carved details from various ruins of Yucatan and from Copan in Honduras are to be seen in the northeast wall case. Especially notable are the casts of great stelae on which the Mayas recorded important astronomical data; these are set along the central aisle and in the Maya section.

The Central American civilizations produced master sculptors. Attention is called to the synoptic exhibition in the first A-case on the right of the aisle, to the Totonac sculptures in pottery and **Sculpture** stone farther down the hall, and to the superb stone Corn Goddess shown with the casts of other deities in the Aztec section. The earliest art yet discovered in Central America is represented by the little clay figures found in the lowest strata of human occupation in the Valley of Mexico, also exhibited in the Aztec section.



*After the Reconstruction by Ignacio Marquina*

## THE GREAT PLAZA—TENOCHTITLAN, THE ANCIENT MEXICO CITY—A RECONSTRUCTION

The minor sculpture in semi-precious stones is of great beauty, and examples in jade and rock crystal are arranged in the jewel cases in the central aisle. The celebrated jade ceremonial axe and tiger from the Vera Cruz region, and the jades from Chiapas in the Maya art style, shown in the last of these cases, are among the gems

**Jewelry**



VOTIVE AXE OF JADE, VERA CRUZ

of the Museum. Notable also are the mirrors and other objects of obsidian. The gold work is equally splendid, of which exquisite examples from the Mixtec culture of Oaxaca are shown in the last aisle case, and a magnificent collection from Costa Rica in two others. The first aisle case presents a synoptic exhibition of the Mixtec treasure from Monte Alban, Oaxaca.



**STONE FIGURE**

Guetaf culture, Costa Rica



**MODEL OF TEMPLE II**

Maya culture. Tikal, Guatemala

The pottery of Central America illustrates as nothing else the remarkably varied nature of the different civilizations. Every region, in fact, every tribe, has its own distinctive form and ornament.

**Pottery** Attention is called to the life-size figure at the left center of the hall and the extraordinarily varied figures from the graves in Western Mexico in the northwest wall case. The great Zapotec funerary



**THE GODDESS COYOLXAUHQUI**

Aztec, Valley of Mexico

urns in the southwestern wall case show the grotesque religious conceptions which dominated the life of the people, while the Costa Rican pottery shows the imagination exhibited in the decoration of the humblest household utensils.

Many of the Central American peoples had a system of ideographic writing. Although few of the books are preserved, facsimiles and original examples are shown in the Maya and Aztec sections. The

**Writing**

great stelae, of which there are many casts, show how the

Maya inscribed their calendric computations, and the cast of the huge Aztec "Calendar Stone" symbolizes time and the method of keeping it. The "Sacrificial" stone in the center of the hall is a record of the peoples overcome by one of the Aztec rulers.

The various objects shown in this hall are the imperishable remains of the great civilizations in the past. If the visitor thinks of the elements of our civilization (textiles, paper, iron, etc.) which would disappear in the destructive passage of the centuries and the small residue which would survive, he can estimate the high level attained by these forgotten peoples.

(For further details see *Handbook* No. 3, "Ancient Civilizations of Mexico and Central America," and *Guide Leaflet* No. 88, "Artists and Craftsmen in Ancient Central America.")



**MASK OF  
GREEN STONE**

Totonac(?) culture,  
near Teayo, Vera  
Cruz

#### SOUTHWEST PAVILION

### EVOLUTION OF PREHISTORIC CULTURES

Continuing westward we pass into the Southwest Pavilion, devoted to exhibits of the early arts and industries as developed by the European Cave Men and Lake Dwellers and the North American Shellmound Dwellers and Mound Builders, before the days of written history. At the entrance is a small scale model of the Castillo Cave, northern Spain. This cave contains many cave paintings and layers of deposits belonging to the important successional periods of cave man. (See labels for details.)

The section of the hall to the left of the center aisle is occupied by collections from various parts of the entire Old World, while the section to the right of the aisle is limited to antiquities typical of the United States and Canada.

**Cave Man  
and the  
Lake Dweller**

The Old World exhibits are arranged *chronologically*, i.e., by culture stages, beginning with the first table case near the entrance or east wall and ending with the last case near the west wall. For the most complete demonstration of the successive steps in the origin and development of implements and ornaments, ranging from the supposed Eolithic (Dawn Stone) phase up through the Paleolithic (Old Stone) and Neolithic (New Stone) successions and into the Bronze and Iron stages, the row or tier of table cases next the windowed south wall is especially recommended. Old World art objects and pottery, as well as demonstrations of stone and bone working techniques, are displayed in the adjacent wall cases and also in the adjoining tower room, where may be seen reproductions of the famous bisons modeled in clay, from the French cave, Tuc d'Audoubert.

The New World exhibits are arranged mainly on a *geographic* basis, state by state, beginning with New England and the eastern states next the entrance and ending with the Pacific Coast states and Alaska by the west wall. These state exhibits are not in every instance complete, but each contains one or more examples of such forms of finished objects as are available in the Museum's collections. Pottery from different sections of the country is grouped in the adjacent wall cases. The only chronologic exhibit, from Trenton, New Jersey, will be found in the tower room.

The wall frescoes to the left of the aisle are copies of early European cave art; those to the right, copies of American Indian art, mostly of late prehistoric date.

#### WEST WING INDIANS OF SOUTH AMERICA

The next hall to the north contains exhibits from the Indians of South America. The collections from the prehistoric Indians of Peru, Bolivia, Ecuador, Colombia, etc., are arranged in the front of the hall, while at the rear are exhibits for the living Indians.

Unlike the ancient peoples of Mexico and Central America, the Peruvians had no written language. They were tillers of the soil and raised maize, potatoes, oca, quinoa, beans, coca, and cotton. They domesticated the llama, which was used as beast of burden. They excelled in the manufacture and decoration of pottery vessels, in metal work, and in textile fabrics. In the cases directly in front of the entrance, the gold and silver objects, such as beads, cups, pins, and ear ornaments, show the high degree of skill attained in the beating, soldering, and casting of metals.



### PIECES OF CLOTH FOUND WITH PERUVIAN MUMMIES

The prehistoric Peruvians were familiar with all the techniques known to modern weavers, including the finest gobelins, and produced highly decorative effects by harmonized colors and a repetition of woven-in designs. The Museum's collection of cloths is one of the largest in the world, and is much used by teachers and students of art.

In weaving, the Peruvians were perhaps preëminent among prehistoric peoples, many of their textiles exhibited here being unsurpassed at the present day. The materials used were cotton and the  
**Textiles** wool of the llama, alpaca, and vicuña. In the cases near the entrance are examples of these textiles with looms and shuttles. (*Guide Leaflet No. 46, Peruvian Art*, deals with the meaning of the figures shown in textiles and pottery.)

On the right side of the hall are upright cases containing collections from important localities in Peru, followed by exhibits from Ecuador, Colombia, Venezuela, Brazil, and Panama. On the left side as one



TREPHINED SKULLS FROM PREHISTORIC PERUVIAN GRAVES



#### PERUVIAN MUMMY BUNDLES AND MUMMY

The ancient Peruvians wrapped their dead in fabrics of fine cotton and wool, covering them with a sack of strong cloth. The mummy "bundle" thus produced was often given a "false head" of cloth filled with cotton or vegetable fibre. No attempt was made to preserve the bodies, but climatic conditions in Peru have preserved these mummies and their wrappings during many centuries.

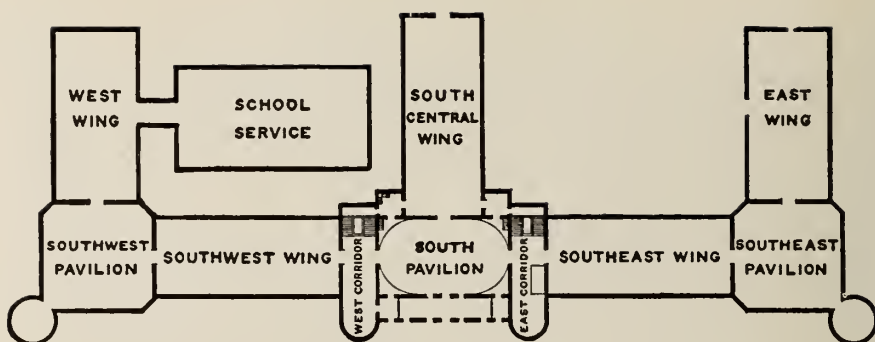
enters are special exhibits representing the Nazca culture of Peru, especially its remarkable pottery vessels, certainly the most beautiful so far discovered in South America. In an adjoining wall case is a special exhibit of Peruvian mummies. Many objects exhibited in the hall are **Mummy Bundles** from such mummy bundles. In no part of America are found so many and such extensive burial places as in the coast region of Peru. Here were interred countless thousands of the ancient dead. In the *huacas* or graves, were placed with the bodies such articles as had been most useful and highly prized during life, and such as were considered would be most serviceable in a future life. To this custom we are indebted for no small part of our knowledge of the daily life of the ancient Peruvians. The wonderful state of preservation shown in the textile fabrics and other perishable materials from the coast regions is due to the extreme dryness of the climate and the nitrous character of the soil.

The mummy in the case at the west side of the room was found in a copper mine at Chuquicamata, Chile. The body is that of an Indian **Chilean Mummy** miner who was killed by the falling in of rocks and earth while engaged in getting out the copper ore (*atacamite*) used by the Indians in making implements and ornaments in prehistoric times. The tissues of the body have been preserved by copper salts with which it is impregnated. The implements he was using at the time of his death are shown beside him in the case.

At the west end of the hall is a miniature group showing the everyday life of the Chama Indians, one of fifty or more distinct tribes now living in northeastern Peru. The plantain (a species of **Chama Indians** banana) which they cultivate, the cassava and small game are also important in their diet. The houses are mere peaked-roofed shelters with no side walls. Pottery-making is so important an activity that a special shelter is built for it. The Chama have no formal tribal organization, the family being the important unit; tribally, they act only against a common enemy.

Collections representing prehistoric life in Porto Rico and other islands of the West Indies are shown at the rear.

*Return to the East Corridor (Elevators) and ascend to the Third Floor*



THIRD FLOOR  
SOUTH PAVILION  
**PRIMATES**

Near the entrance of the hall are typical examples of the principal groups of Primates, illustrating also their mode of progression and emphasizing the point that man is the only member that stands upright, whose forelimbs take no part in locomotion, and who has perfectly developed hands.

*The Systematic Series of Primates*, intended to give some idea of the number of species in this order, and their range in size, form, and color, begins on the left with examples of man and is continued in the wall cases around the room, ending with the lemurs. Noteworthy among the Primates is the Gorilla, largest and most powerful of apes, the curious "Proboscis" Monkey from Borneo, and the Aye-aye of Madagascar.

On one side of the hall is a group of the beautiful Horse-tailed Monkeys, which are threatened with extermination owing to the demand for their fur, and on the other a troop of South American Spider Monkeys.

The center corridor contains a few groups of Primates characteristic of various parts of the world, Africa, Asia, South America and Madagascar, and a group of African Pygmies, a "low" race to be contrasted with the "high" apes.

The African Red Monkeys are rolling up the moss, hunting for insects, and the Red Howling Monkeys are in their favorite home among the tree tops.

Outside of the central corridor, on the south side of the hall, is a group of Orang Utans from Borneo; this was one of the first groups of large animals to be mounted in this country and it was looked upon as a daring innovation.



**AFRICAN PYGMIES**  
Group in the Hall of Primates

On the south side of this hall is installed a notable series of photographs of wild animals donated to the Museum by the men who took them. They were originally part of a competitive exhibition of wild animal photographs shown at a meeting of the American Society of Mammalogists.

At the west, or farther end of the hall, a series of skeletons enables the student to study the comparative structure of the Primates and note the changes that take place in passing from Lemurs to Man.

Temporarily placed in this hall also is a small exhibit of domesticated dogs, which, though small, includes some noteworthy examples of various breeds. These are of interest both as showing the effects of breeding, selection by man, and as noting the changes brought about by fashion. Some breeds have almost disappeared. There is no example of the once popular Pug, which, as well as the Black and Tan, is now rare, and the Newfoundland is practically extinct in the United States. On the other hand the Police or Shepherd dog is now common and the Toy Pomeranian has been "created" comparatively recently.

#### EAST CORRIDOR

To the left of the elevators is a room set apart for the use of honorary or subscribing members of the Museum where they may leave their wraps, rest, write letters, or meet their friends. It contains the portraits of the Presidents of the Museum and of Mr. Choate and Professor Bickmore who played a most important part in the founding of the Museum. Here too may be found books by members of the Museum staff, in many cases based on or describing the expeditions in which they have taken part.

#### SOUTHEAST WING

### SYNOPTIC SERIES OF MAMMALS

Proceeding east from the hall containing apes and monkeys, we pass the elevators to enter the *Southeast Wing*, devoted mainly to a series of exhibits illustrating the characters of mammals, their principal groups, or orders, the main subdivisions of these, known as families, and various interesting peculiarities of habits and structure. Each family is, so far as possible, represented by a mounted specimen and a skeleton. Walking around the room from left to right, one passes from the egg-laying Platypus to man, represented by the figure of an Australian native, armed with the characteristic boomerang. Incidentally one sees among other things the modifications of form and structure for various



MEMBERS' ROOM

modes of locomotion, notices the superiority in brain of mammals over other vertebrates, learns that animals that outwardly look alike may be very distantly related, sees illustrations of albinism and melanism, is shown how the coat of the hare changes from brown to white, and adaptations of plants and animals to a desert habitat.

Of special note is the skeleton of Jumbo, the largest elephant ever brought to this country.

The fruit bats, often known as flying foxes, the largest members of the order, and found only in the warmer parts of the Old World, are represented by a small portion of a colony from Calapan, Philippine Islands. Such a colony may number several thousands, and may be very destructive to bananas and other fruits.

The most striking object in the hall is the life-size model of a sulphur-bottom whale, seventy-six feet in length. The original of this specimen was captured in Newfoundland, and the model is accurately reproduced from careful measurements. This huge creature is not only the largest of living animals, but, so far as we know, the largest animal that has ever lived; a specimen of this size weighs from sixty to seventy tons, twice as much as *Brontosaurus*. Although whales and porpoises live in the water, they are not fishes, but are warm-blooded and breathe by means of lungs, not gills. The whale must come to the surface to breathe, and the so-called "spouting" is merely the result of the warm air being expelled from the lungs when he breathes. A whale does not spout *water*, as is commonly supposed.

[Recent additions to the Museum building include a large hall containing whales and other marine animals, in which are shown reproductions of porpoises and skeletons of whales. See *Hall of Ocean Life*, p. 32.]

In the rail-cases are exhibits that aim to give the visitor a general idea of the enormous class of insects and of their classification. Species from eastern United States are labeled with clippings from Dr. Lutz's "Field Book of Insects." Other insect material in these cases is either there on temporary storage or in the course of preparation. In fact, the plan is to concentrate all insect exhibits in the Southeast Pavilion.



### THE BUTTERFLY GROUP

The Monarch Butterfly—migrating; the group contains over 1200 specimens.

### SOUTHEAST PAVILION HALL OF INSECT LIFE

The arrangement of this hall is still far from complete and many of the exhibits are either remains of old ones or the starting of new ones. **"Textbook of Entomology"** The plan is to have in the circle of "A-cases" a presentation of insect biology, including the relations between insects and vegetation, the importance of insects as carriers of disease, and general biological facts and theories as illustrated by insects. These cases will be numbered to facilitate the work of teachers sending students here for information.

In the center of the hall is a circle of exhibits, some of which show mounted insects in life-like artificial surroundings and others show live **Life-Like and Alive** insects and spiders or their relatives. What is shown alive depends upon the temporary availability of material. Among the habitat groups is a series illustrating the life-histories of common butterflies; also the very beneficial Lady Beetles are there next to the very injurious Japanese Beetle. Other groups will be concerned with the Cotton Boll Weevil and such Tropical insects as the Army Ants.

The walls of the hall are used for supplementary exhibits. One of these displays strikingly beautiful butterflies and moths from all parts **The Beautiful and Others** of the world. Another demonstrates the wealth of insect life at our very doors. The commercial use of insect silk and the use spiders make of their silk occupy the north wall. On the east wall are shown some of the results of the research work of the entomological department, especially in the field of experimental biology.

### EAST WING HALL OF REPTILE LIFE

On entering the hall, one is attracted by four floor groups containing the largest of existing reptiles.

On the right is a habitat group of the Dragon Lizards of Komodo **Dragon Lizards** Island. These are the largest of living lizards and are found only on two small islands of the East Indies.

Near this group a large chart is installed, showing in outline the history of all the vertebrate animals, including the dragon lizards.

The visitor will be attracted first to the many floor groups in the main room, these showing reptiles and amphibians in their natural environment. The cases on the right of the hall answer such common questions as, "How do reptiles and amphibians feed?" "How protect themselves?" and "How breed?" or "What is the economic value of reptiles and amphibians?"



**DRAGON LIZARDS OF KOMODO**

The largest of existing lizards, reaching a length of over nine feet and a weight of over 200 pounds.  
Obtained by Douglas Burden



#### THE ORIZABA GROUP

The observer is looking across the valley of the Río Blanco, over the tropical forest, to Mount Orizaba

The left wall of the main hall is equipped with sunken cases, in which some of the principles controlling the existence of reptiles and amphibians are illustrated. Among these exhibits are "Natural Selection, the Directing Principle of Evolution," "Isolation, a Major Factor in the Origin of Species," "Concealing Coloration and Form," "Parallel Evolution," etc.

At the front of the hall is a case devoted to snake yarns, another to the reptile skeletons. Of special interest is an exhibit of snake poison and its treatment.

On the left of the hall, in an enclosed corridor, is a series of habitat groups portraying the home life of American reptiles and amphibians.

The Rhinoceros Iguana group illustrates the complete life story of a single lizard.

The Gila Monster group portrays the home life of the only poisonous lizard. The Giant Salamander group shows the life history of the largest American salamander.

Of special interest is the large Cypress Swamp group at the far end of the corridor.

The nesting habits of the alligator, as well as those of a turtle, are shown in the exhibit. Many facts of biological interest, such as mimicry, sexual dimorphism, and retrograde evolution, are to be found in the group.

#### *Return to the South Pavilion*

#### SOUTH CENTRAL WING

#### **NORTH AMERICAN BIRD GROUPS**

Here are the Habitat Groups of North American birds. This unique series of groups shows the habits of some typical American birds in their natural haunts. The groups have been prepared under the immediate direction of Dr. Frank M. Chapman, Curator of Ornithology, who collected most of the specimens and made practically all the field studies necessary for their reproduction. In the course of this collecting, he traveled more than 60,000 miles. The backgrounds are reproductions of specific localities, painted from sketches made by the artist who usually accompanied the naturalists when the field studies for the groups were made. Practically all sections of the country are represented; thus the series not only depicts characteristic bird-life of North America, but characteristic American scenery as well. The backgrounds of the groups were painted by Bruce Horsfall, Charles J. Hittell, Hobart Nichols, Carl Rungius, W. B. Cox, Louis A. Fuertes and Francis L. Jaques. The foliage and flowers were reproduced in the Museum laboratories from material collected in the localities represented. Each group

is fully described in the label attached to the case. (See *Guide Leaflet* No. 28.) Beginning with the case at the right of the entrance and passing on to the right around the hall, we find the groups arranged in the following sequence:

The distribution of birds, notwithstanding their powers of flight, is limited in great measure by climate. Thus in traveling from Panama **Orizaba Group** north to Greenland there are zones of bird-life corresponding to the zones of temperature. This condition is illustrated on the mountain of Orizaba in Mexico, where in traveling from the tropical



#### DUCK HAWK ON PALISADES OF THE HUDSON

Realism and artistic effect have been achieved in the Habitat Bird Groups, and they present vividly many stories of adaptation to environment.

From the jungle at its base to its snow-clad peak the naturalist finds zones of life comparable with those to be found in traveling north on the continent. Thus the Orizaba group, so far as the distribution of life is concerned, is an epitome of all the groups in the hall.

Among our most beautiful and graceful shore-birds are the terns and gulls, which (because of their plumage) were once so ceaselessly hunted **Cobb's Island Group** and slaughtered for millinery purposes. Thanks to protection they have now greatly increased in numbers.

The group represents a section of an island off the Virginia coast, where the birds are now protected by law.

The Duck Hawk may be found nesting on the Palisades of the Hudson almost within the limits of New York City. It nests on the ledges of the towering cliffs. This hawk is the Peregrine Falcon which was so much used for hunting in the Middle Ages. It often comes into the city for pigeons.

In August and September the meadows and marshlands, bordering the Hackensack River, New Jersey, formerly teemed with bird-life, but this is rapidly disappearing before the march of "improvements." In the group showing these Hackensack meadows are swallows preparing to migrate southward, Bobolinks or "Rice Birds" in autumn plumage, Red-winged Blackbirds, rails, Wood Ducks and Long-billed Marsh Wrens.

The Wild Turkey is a native of America and was once abundant in the wooded regions of the eastern portion of the United States, but is now very rare. It differs slightly in color from the Mexican bird, the ancestor of our common barnyard turkey, which was introduced from Mexico into Europe about 1530 and was brought by the colonists to America. (Reproduced from studies near Slaty Forks, West Virginia.)

The Great Blue Heron usually nests in trees. The bird flies with its neck curved back on its body, and because of this habit it can readily be distinguished from cranes, with which it is frequently confounded. (Reproduced from studies near St. Lucie, Florida.)

In the "bonnet" or yellow pond-lily swamps grown with cypresses and cabbage palmettoes, the shy Water-Turkey builds its nest. It receives the name "turkey" from its turkey-like tail, and the title "snake-bird" from its habit of swimming with only the long slender neck above water. (Reproduced from studies near St. Lucie, Florida.)

Unlike the herons, the Sandhill Crane builds its nest of reeds in the water. It differs also in its manner of flight, always fully extending its neck when on the wing. (Reproduced from studies on the Kissimmee Prairies of Florida.)

Pelican Island, on the Indian River of Florida, has been made a reservation by the United States Government, and these grotesque birds formerly bred there in comparative safety. The view shows a section of the island at the height of the nesting season. Notwithstanding the hundreds of young birds that are clamoring

for food, observation has shown that the parent bird can pick out its own offspring with unfailing accuracy. (Reproduced from studies at Pelican Island, Florida.)

This beautiful bird has been brought to the verge of extinction in this country through the use of its "aigrette plumes" for millinery purposes, and is now confined to a few protected rookeries in the South. The birds have these plumes only during the nesting season, at which time the death of the parent means the starvation of the young. (Reproduced from studies in a rookery of South Carolina.)

The Turkey Vulture, or "buzzard," is one of the best-known birds of the South, where it performs a valuable service in acting as a scavenger. On this account it is protected by law and by public sentiment and has become both abundant and tame. (Reproduced from studies at Plummer Island in the Potomac River, near Washington.)

The California Condor is the largest and one of the rarest of North American birds. It is not so heavy as the condor of the Andes, but has a slightly greater spread of wing—eight and one-half to eleven feet. In the group the visitor is supposed to be standing in the interior of the condor's cave, and is looking down on the river of the cañon. (Reproduced from studies in Piru Cañon, California.)

The foreground of the group shows a detail of the island that is painted in the background. The young birds are feeding, and it will be noticed that one fledgling is reaching well down the mother's throat after the predigested food. (Reproduced from studies at Monterey, California.)

Formerly this area was an arid place with a characteristic desert bird fauna. Now the ranchmen have irrigated the land and aquatic bird-life abounds. This group is a good illustration of the influence of man on the bird-life of a region.

Little Diomedé and Big Diomedé form a group of two islands which lie in Bering Sea, fifty miles south of the Arctic Circle and about midway between Alaska and Siberia.

The international boundary line passes between them, Big Diomedé being Russian and Little Diomedé American. The land to the southeast in the central distance of the background is Cape Prince of Wales, a part of the Alaskan mainland distant twenty-three miles. To the right is Fairway Rock.



#### BROWN PELICAN GROUP

One of the Habitat Groups of North American birds and by many considered the most effective. Although protected by law, the settlement of the adjoining shore caused the birds to abandon Pelican Island.

The site of the group is the lower part of the 1000-foot cliff at the south end of Little Diomedé. Here, protected by isolation, as well as by the nature of their haunts, myriads of murres, guillemots, puffins, auklets, gulls and cormorants come each summer to lay their eggs and rear their young. The murres nest on rocky shelves, laying highly colored pear-shaped eggs which when moved describe a circle about their tip and thus do not roll off the narrow ledges on which often they are laid.

The guillemots, puffins and auklets lay in crevices and holes; the gulls and cormorants build crude nests.

Like many other arctic birds, some of those here shown are widely distributed in boreal waters, and hence are found, or are represented by near relatives, on the eastern side of North America, where murres, guillemots, puffins and kittiwakes nest as far south as Bird Rock, Gulf of St. Lawrence. A group from that rock is shown at the left of the entrance to this hall.

There were estimated to be two thousand nests in this colony. The Flamingoes construct their nests by scooping up mud with their bills and packing it down by means of bill and feet. The nests are raised to a height of twelve or fourteen inches; this protects eggs and young from disasters due to high water. Only one egg is laid, and the young is born covered with down like a young duck and is fed by the mother on predigested food. (Reproduced from studies in the Bahama Islands.)

In this group is shown a portion of a coral islet on which three thousand Boobies and four hundred Man-of-war Birds were nesting, the former on the ground, the latter in the sea grape bushes. (Reproduced from studies in the Bahama Islands.)

The abundance of bird-life in one of these rookeries is quite astounding. In this group are Roseate Spoonbills, Snowy Egrets, American Egrets, Little Blue Herons, Louisiana Herons, ibises, cormorants and Water-Turkeys. Because of the great inaccessibility of this island it was one of the last places to feel the depredations of the plume-hunter. (Reproduced from studies in the Everglades of Florida.)

A Whistling Swan on the nest is visible far across the arctic tundra, the summer home of this species. The nest is built of moss, etc., and in it are laid two to five white eggs, four and a quarter inches long. Both male and female share the labor of nest-building, incubation, and caring for the young. The cygnets are clothed in white down, soon displaced by grayish plumage, in which they travel south with their parents in the autumn.

Swans feed chiefly on the grasses and tender water-plants they pull from the bottom. Small mollusks are also eaten.

Swans are famous for their loud clear voices.

The Whistling Swan breeds in arctic Alaska and Canada east to Hudson Bay. In winter it is not uncommon locally on the Atlantic Coast south from Maryland and along the Mississippi Valley, Gulf Coast and Pacific Coast. In the Northeast it is a rare migrant.

The Whooping Crane is so nearly exterminated that not only was it impossible to obtain a nest and young, but in making this group it was necessary to use specimens taken many years ago

The Golden Eagle is one of the most widely distributed of birds. In North America it is now most common in the region from the Rockies to the Pacific Coast, although it is found as far east as Maine. Stories to the contrary notwithstanding, the eagle never attacks man, even though the nest is approached.

Its food consists of rabbits, squirrels, woodchucks and occasionally sheep. (Reproduced from studies near Bates Hole, Wyoming.)

The abundance of bird-life in this western lake was astonishing. Here is an example of how the normal nesting habits of a bird may be changed by its being driven into a different locality. In the group are White Pelicans, which usually make a nest of pebbles; Caspian Terns, which commonly build their nests on sand, and cormorants that nest on rocks, all nesting together here on the tule or rush islets of the lake. It is sad to record that the breeding ground shown here, with its wonderful bird-life, has been destroyed by ill-advised drainage. (Reproduced from studies at Klamath Lake, Oregon.)

The scene represented in this group is above timber-line on the crest of the Canadian Rockies, 8,000 feet above the sea. Although these mountains are in the temperate region, the altitude gives climatic conditions that would be found in the Far North, and the bird-life is arctic in character. Here are nesting the White-tailed Ptarmigan, Rosy Snow Finches and Pipits. (Reproduced from studies in the Canadian Rockies.)

This group shows a stretch of western plateau covered with sage brush. In this brush is seen the male Sage Grouse strutting and wooing a mate. (Reproduced from studies at Medicine Bow, Wyoming.)

The Prairie Chickens are akin to the common grouse. The group represents a typical scene during the mating season. The male birds go through most surprising antics in their efforts to attract the females. They inflate the orange-colored sacs on the sides of their necks, dancing and strutting about and uttering a loud, re-



**THE WHOOPING CRANE**

A bird almost extinct. Shown in the Habitat Groups

sonant, booming note. (Reproduced from studies near Halsey, Nebraska.)

The Wild Goose is one of the first birds to migrate north in the spring. It nests among the lakes of Canada even before the ice is melted. To secure the young birds for this group it was necessary to hatch the eggs of the Wild Goose under a hen,

so difficult is it to secure the young in nature. (Reproduced from studies made at Crane Lake, Saskatchewan, Canada.)

The grebes are aquatic birds which build their nests in the water. During the incubation period the parent bird usually covers the eggs with grass and reeds when leaving the nest. Nesting at the same lake with the grebes was the Redhead Duck. (Reproduced from studies made at Crane Lake, Saskatchewan, Canada.)

The Loon is justly famed for its skill as a diver, and can swim with great speed under water. Its weird call is a familiar sound on the northern New England lakes. Many Loons pass the winter at sea fifty miles or more from land. (Reproduced from studies at Lake Umbagog, New Hampshire.)

This rocky island thirty miles from shore in the Gulf of St. Lawrence affords some protection to the sea birds which still nest in considerable numbers on and in its cliffs, although the colony is a mere shadow of what it was even fifty years ago. Seven species are shown nesting in the group—the Razor-billed Auk, Leach's Petrel, Gannet, Puffin, Kittiwake Gull, Common Murre and Brunnich's Murre. This was the Museum's first large group.

(Reproduced from studies at Bird Rock, Gulf of St. Lawrence.)

Many of these groups are, or are fast becoming, records of past conditions: as pointed out, the lower part of Klamath Lake has been unwisely drained, since the land is useless for farming, and the birds shown in the group have gone; the Newark marshes are being filled in for factory sites. The growth of population and taking up of land for agricultural purposes unavoidably crowd out some birds, lawless shooting lessens their numbers, while predatory cats are responsible for the destruction of many during the breeding season.

(See also *Guide Leaflet* No. 28, *The Habitat Groups of North American Birds*.)

### *Return to the South Pavilion*

#### WEST CORRIDOR

Occupying the stairway and adjoining walls is the Audubon Gallery, a noteworthy collection of objects relating to the life and work of John James Audubon. These include original sketches and paintings by Audubon, and by his son John Woodhouse Audubon mainly of the Quadrupeds of North America; some of the copper plates from which the *Birds of America* were printed, and a portrait of Robert Havell, their engraver, and the publisher of the first edition of the "*Birds*." Of special interest are the portraits of

Audubon, including that by John W. and Victor Audubon, so extensively copied. Of more personal interest are the guns carried by Audubon on many of his expeditions and the buckskin suit he wore.

These objects were presented mainly by his granddaughters, Maria R. and Florence Audubon, but the largest piece, a covey of pheasants, was given by Miss M. Eliza Audubon. Gifts have been received also from Dr. Edward H. Rogers, Miss Anne E. Roelker, Robert Havell Lockwood, and others.

#### SOUTHWEST WING

### HALL OF THE NATURAL HISTORY OF MAN

The Hall of the Natural History of Man when completed will consist of two parts, the first entitled "Introduction to Human and Comparative Anatomy," the second dealing with the physical characteristics of the Races of Man, Development, Growth and allied topics. The first half of the exhibit, on the south side, although not completed, was opened to the public on the occasion of the Third International Eugenics Congress, July, 1932. Work on the second half of the hall has been delayed, owing to lack of funds.

The "Introduction to Human and Comparative Anatomy" begins by showing man in his cosmic aspect, conceived as a living engine which derives its working capital of energy directly or indirectly from the energy of the sun stored up in plant and animal tissue; this energy is appropriated by man in food substances. Case I deals with the intake and outgo of this energy through the various anatomical systems. It shows how the food energy is made available by the digestive system and distributed by the "currency of the blood," namely, the blood corpuscles. Other divisions give the most essential facts regarding the "main pump of the body," the "living bellows" (respiration), heat regulation and the like.

Wall Chart 1, a decorative design, illustrates the history of anatomy and stresses the fact that, thanks to the labors of Darwin and his successors, the study of human anatomy has become a part of the history of the vertebrates in geologic time.

In Case II the exhibits deal with *Organ Systems of Shark and Man*, showing the educational value of the anatomy of the common dogfish as affording an epitome of human anatomy. The organ systems of shark and man are then classified under twelve functional systems, some of which are illustrated by anatomical models.

In Case II B the *Elements of the Locomotor Apparatus* are set forth. In the simplest possible words it is shown how red muscle fibres of the fish are combined into W-shaped muscle flakes, or myomeres, how these

constitute the basis of the active part of the locomotor apparatus and how these muscle segments are represented by the primitive segments of the human embryo.

Wall Chart 2 shows a graded series of living animals forming an *Échelle des Êtres* from fish to man; beneath this are the descending geologic ages and the staircase of fossil forms leading to older and older ages, with lines suggesting their genealogical relations with the living forms.

Case III sets forth *The Skeleton from Fish to Man* in a series of nine skeletons, beginning with a generalized fossil fish.

Wall Chart 3 comprises restorations of these same forms as they may have appeared in life.

Case IV A deals with the *Maintenance of the Upright Posture* in man and is concerned chiefly with the muscles of the back and limbs. In Case IV B one may examine a series of pectoral and pelvic girdles and limbs of vertebrates, showing how these structures have evolved out of the bases of the primitive steering planes of primitive fish.

Wall Chart 4 depicts the general body-form and relative length of limbs of the anthropoid apes in comparison with man. The late foetal stages of the same forms are also represented, and the point is evident that in general appearance the foetal stages are less unlike than the adult stages.

Case V A, *Hands and Feet of Primates*, deals with the muscular anatomy and external form of the hands and feet of primates up to man.

Case V B, *Embryology*, shows models and diagrams of human and other embryos, embryonic membranes, etc.

Wall Chart 5 is entitled *Comparative Embryology from Fish to Man*. It depicts the chief stages from the undivided egg to the adult in shark, lung-fish, salamander, lizard, opossum, monkey (macaque), man. It is based on the most recent embryological material as figured by contemporary authors.

Case VI contains first a series of models of heads of vertebrates representing successive grades of organization and illustrating the evolution of the face; next are five tablets showing a series of models of skulls illustrating the evolution of the skull as a whole and of many of its individual elements; next is a series of models based on the dissections of facial muscles by the late Dr. Ernst Huber of the Johns Hopkins Medical School.

Wall Chart 6 is a sort of genealogical tree entitled *Man among the Primates*. It is practically an illustrated classification, giving life-like color sketches of the principal types of lemuroids, *Tarsius*, New World monkeys, Old World monkeys, anthropoid apes and man.

# UPRIGHT POSTURE AND ITS MAINTENANCE



卷之六

1  
2  
3  
4  
5  
6  
7  
8  
9  
10  
11  
12  
13  
14  
15  
16  
17  
18  
19  
20  
21  
22  
23  
24  
25  
26  
27  
28  
29  
30  
31  
32  
33  
34  
35  
36  
37  
38  
39  
40  
41  
42  
43  
44  
45  
46  
47  
48  
49  
50  
51  
52  
53  
54  
55  
56  
57  
58  
59  
60  
61  
62  
63  
64  
65  
66  
67  
68  
69  
70  
71  
72  
73  
74  
75  
76  
77  
78  
79  
80  
81  
82  
83  
84  
85  
86  
87  
88  
89  
90  
91  
92  
93  
94  
95  
96  
97  
98  
99  
100  
101  
102  
103  
104  
105  
106  
107  
108  
109  
110  
111  
112  
113  
114  
115  
116  
117  
118  
119  
120  
121  
122  
123  
124  
125  
126  
127  
128  
129  
130  
131  
132  
133  
134  
135  
136  
137  
138  
139  
140  
141  
142  
143  
144  
145  
146  
147  
148  
149  
150  
151  
152  
153  
154  
155  
156  
157  
158  
159  
160  
161  
162  
163  
164  
165  
166  
167  
168  
169  
170  
171  
172  
173  
174  
175  
176  
177  
178  
179  
180  
181  
182  
183  
184  
185  
186  
187  
188  
189  
190  
191  
192  
193  
194  
195  
196  
197  
198  
199  
200  
201  
202  
203  
204  
205  
206  
207  
208  
209  
210  
211  
212  
213  
214  
215  
216  
217  
218  
219  
220  
221  
222  
223  
224  
225  
226  
227  
228  
229  
230  
231  
232  
233  
234  
235  
236  
237  
238  
239  
240  
241  
242  
243  
244  
245  
246  
247  
248  
249  
250  
251  
252  
253  
254  
255  
256  
257  
258  
259  
260  
261  
262  
263  
264  
265  
266  
267  
268  
269  
270  
271  
272  
273  
274  
275  
276  
277  
278  
279  
280  
281  
282  
283  
284  
285  
286  
287  
288  
289  
290  
291  
292  
293  
294  
295  
296  
297  
298  
299  
300  
301  
302  
303  
304  
305  
306  
307  
308  
309  
310  
311  
312  
313  
314  
315  
316  
317  
318  
319  
320  
321  
322  
323  
324  
325  
326  
327  
328  
329  
330  
331  
332  
333  
334  
335  
336  
337  
338  
339  
340  
341  
342  
343  
344  
345  
346  
347  
348  
349  
350  
351  
352  
353  
354  
355  
356  
357  
358  
359  
360  
361  
362  
363  
364  
365  
366  
367  
368  
369  
370  
371  
372  
373  
374  
375  
376  
377  
378  
379  
380  
381  
382  
383  
384  
385  
386  
387  
388  
389  
390  
391  
392  
393  
394  
395  
396  
397  
398  
399  
400  
401  
402  
403  
404  
405  
406  
407  
408  
409  
410  
411  
412  
413  
414  
415  
416  
417  
418  
419  
420  
421  
422  
423  
424  
425  
426  
427  
428  
429  
430  
431  
432  
433  
434  
435  
436  
437  
438  
439  
440  
441  
442  
443  
444  
445  
446  
447  
448  
449  
450  
451  
452  
453  
454  
455  
456  
457  
458  
459  
460  
461  
462  
463  
464  
465  
466  
467  
468  
469  
470  
471  
472  
473  
474  
475  
476  
477  
478  
479  
480  
481  
482  
483  
484  
485  
486  
487  
488  
489  
490  
491  
492  
493  
494  
495  
496  
497  
498  
499  
500  
501  
502  
503  
504  
505  
506  
507  
508  
509  
510  
511  
512  
513  
514  
515  
516  
517  
518  
519  
520  
521  
522  
523  
524  
525  
526  
527  
528  
529  
530  
531  
532  
533  
534  
535  
536  
537  
538  
539  
540  
541  
542  
543  
544  
545  
546  
547  
548  
549  
550  
551  
552  
553  
554  
555  
556  
557  
558  
559  
560  
561  
562  
563  
564  
565  
566  
567  
568  
569  
570  
571  
572  
573  
574  
575  
576  
577  
578  
579  
580  
581  
582  
583  
584  
585  
586  
587  
588  
589  
590  
591  
592  
593  
594  
595  
596  
597  
598  
599  
600  
601  
602  
603  
604  
605  
606  
607  
608  
609  
610  
611  
612  
613  
614  
615  
616  
617  
618  
619  
620  
621  
622  
623  
624  
625  
626  
627  
628  
629  
630  
631  
632  
633  
634  
635  
636  
637  
638  
639  
640  
641  
642  
643  
644  
645  
646  
647  
648  
649  
650  
651  
652  
653  
654  
655  
656  
657  
658  
659  
660  
661  
662  
663  
664  
665  
666  
667  
668  
669  
670  
671  
672  
673  
674  
675  
676  
677  
678  
679  
680  
681  
682  
683  
684  
685  
686  
687  
688  
689  
690  
691  
692  
693  
694  
695  
696  
697  
698  
699  
700  
701  
702  
703  
704  
705  
706  
707  
708  
709  
710  
711  
712  
713  
714  
715  
716  
717  
718  
719  
720  
721  
722  
723  
724  
725  
726  
727  
728  
729  
730  
731  
732  
733  
734  
735  
736  
737  
738  
739  
740  
741  
742  
743  
744  
745  
746  
747  
748  
749  
750  
751  
752  
753  
754  
755  
756  
757  
758  
759  
760  
761  
762  
763  
764  
765  
766  
767  
768  
769  
770  
771  
772  
773  
774  
775  
776  
777  
778  
779  
780  
781  
782  
783  
784  
785  
786  
787  
788  
789  
790  
791  
792  
793  
794  
795  
796  
797  
798  
799  
800  
801  
802  
803  
804  
805  
806  
807  
808  
809  
810  
811  
812  
813  
814  
815  
816  
817  
818  
819  
820  
821  
822  
823  
824  
825  
826  
827  
828  
829  
830  
831  
832  
833  
834  
835  
836  
837  
838  
839  
840  
84

Case VII A deals with *Skulls, Jaws and Teeth*. There is first a synoptic series of models of the principal known skulls and jaws of fossil primates, next a series of enlarged models illustrating the evolution of the upper and lower premolar and molar teeth from the oldest known mammals to man; another exhibit deals with the history of the jaw muscles.

In Case VII B the *Elements of the Nervous System* are set forth.

Wall Chart 7 depicts the *Rise of the Human Brain*, comparative views of the brains of a structurally ascending series of vertebrates.

Case VIII attempts to give an outline of *The Brain and Its Functions*. It begins with the shark, as representing a type of animal in which sensory stimulus is typically followed by an immediate and direct bodily response, in contrast with man, in whom the response is usually conditioned by ideas and general control is vested in the neopallium.

The north half of this hall (right-hand side as you enter) is to be devoted to exhibits illustrating human biology. It is planned to show in successive cases and alcoves the growth and development of the individual, the differentiation of man by constitutional and endocrine types, the racial classification of man, human genetics and race mixture, population problems and the technique of physical anthropology.

There has already been installed an exhibit demonstrating by x-ray films the process of growth and maturation of the human hand. A series of full-sized figures showing some of the major racial types has been placed in the central alcove.

## SOUTHWEST PAVILION

### COLLECTIONS FROM ASIA

If we pass on into the hall at the extreme west end of the building, we find collections from eastern and northern Asia. Specimens illustrating the culture, industries, religion and manufactures of China are on the left; others, showing the mode of living, the costumes, and the war implements of Siberia, are on the right.

The furwork, costumes and rugs of the people of eastern Siberia reveal remarkable skill in workmanship. Two models show respectively summer and winter scenes in Siberia. In the rear are collections from Japan, the Ainu and the Amur River tribes noted for decorated fabrics and picturesque costumes. Swinging frames contain a large series of fabric designs.

The collections on the left side of the hall deal mainly with the everyday life of the modern Chinese and have a special value, as they were made just before the sweeping changes of the last few years took place. These abolished many of the customs in which these objects were used; for example, the series of weapons and objects showing the tests to which a soldier was submitted on entering the army have been rendered obsolete by the introduction of modern weapons and tactics. Bamboo, porcelain, basketry, inlaid work, cloisonné enamel, agricultural implements, carvings in wood, ivory and stone, and embroidery, are shown to advantage.

A special collection of great value is found in the ancient bronzes shown in the wall cases near the entrance, and in one of the alcoves on



ANCIENT CHINESE BRONZES

the west side is a series of objects from Tibet, illustrative of the costumes and religious rites of that little-known region.

#### WEST WING

#### COLLECTIONS FROM AFRICA

In the *African Ethnology Hall*, the installation is roughly geographical, i.e., as one proceeds through the hall from south to north he meets

the tribes that would be found in passing from south to north in Africa, and the west coast is represented along the west wall, the east coast along the east wall, the central Congo tribes at the far end.

There are three aboriginal races in Africa: the Bushmen, the Hottentots, and the Negroes. In the north the Negroes have been greatly influenced by Hamitic and Semitic immigrants and become mixed with them.

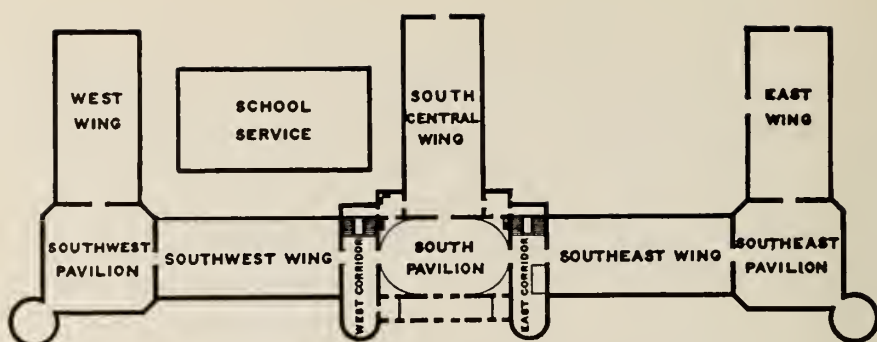
Nothing is more characteristic of the Negro culture, to which the rest of the hall is devoted, than the art of smelting iron and fashioning iron tools. The process used by the African blacksmith is illustrated in a group near the entrance, on the west side, and the finished products, such as knives, axes and spears, are amply shown throughout the hall. The knowledge of the iron technique distinguishes the Negro culturally from the American Indian, the Oceanian and the Australian.

All the Negroes cultivate the soil, the women doing the actual tilling, while the men are hunters and, among pastoral tribes, herders. Clothing is either of skin, bark cloth, or loom-woven plant fiber. The manufacture of a skin cloak is illustrated by one of the figures in the group to the left of the entrance; bark cloths from Uganda are shown in the northeastern section of the hall, while looms and the completed garments are shown in the large central rectangle devoted to Congo ethnology. The most beautiful of the last-mentioned products are the "pile cloths" of the Bakuba, woven by the men and supplied with decorative patterns by the women. Very fine wooden goblets and other carvings, especially a series of ivories from the Congo, bear witness to the high artistic sense of the African natives, who also excel other primitive races in their love for music, which is shown by the variety of their musical instruments.

A unique art is illustrated in the Benin case in the northern section of the hall, where the visitor will see bronze and brass castings made by a process similar to that used in Europe in the Renaissance period. It is doubtful to what extent the art may be considered native.

The religious beliefs of the natives are illustrated by numerous fetiches and charms, believed to give security in battle or to avert evils. Ceremonial masks are shown, which were worn by the native medicine-men.

*Return to the East Corridor (Elevators) and ascend to the Fourth Floor.*



FOURTH FLOOR

## FOREWORD ON FOSSIL VERTEBRATES

In a general way, fossils are the petrified remains of plants or animals that lived at some past period of the earth's history. Sometimes, as with the bones of the great Irish elk, the objects have been buried in swamps or bogs, and in a few rare instances, as with the mammoth and woolly rhinoceros, entire animals have been preserved for thousands of years in ice or frozen mud. Fossils are found in localities where the dead animals or plants were gradually buried under layers of sediment to such a depth and for so long a time that they finally became petrified. Later, through upheaval and erosion, they are again brought to or near the surface of the earth. Petrification is the slow replacement of animal or vegetable material by such minerals as carbonate of lime or silica, which are carried in solution by the underground waters. The process is very slow and for this reason flesh is never petrified. Fossil beds are found in every continent. In our own country, Texas, Montana, Wyoming and the Bad Lands of South Dakota are famous for their large fossil beds, and many of the finest and rarest fossils in the Museum were obtained in these localities.

As it takes thousands of years for the various layers of earth to accumulate over the bones, and for the latter to become petrified, the study of fossils and of the strata in which they are found is an important aid in determining the age of the earth and the succession of life thereon. The skeletons exhibited in these halls are of animals which lived from 30,000 to 200,000,000 years ago.

To prepare a specimen for exhibition, the matrix in which the bones are imbedded is carefully clipped away and the missing parts restored in cement and plaster. The bones are then assembled as in life. In the specimens on exhibition the restored parts differ in color from the original parts of the skeleton and can readily be distinguished.

As a whole, the Museum collections of fossil vertebrates are believed to be the finest in the world, if we take into consideration not merely numbers, but also variety, quality and perfected methods of preparation and exhibition.

## SOUTH PAVILION

## OSBORN HALL OF THE AGE OF MAN

The *South Pavilion* is devoted to early man and his contemporaries, the mammoths and mastodons and the giant ground sloths of South America. Down the center of the hall is the collection illustrating what is known of the early history of our own race as shown by the remains of early man and the implements used by him. As fossil remains of man are rare and usually very fragmentary, these are represented mainly by casts, but they include examples of all the more perfect and more noteworthy specimens that have been found, from the Neanderthal and Gibraltar, to the Piltdown and Talgai. (See *Guide Leaflet* No. 52, *The Hall of the Age of Man.*)

On the left is a group illustrating the famous asphalt trap of Rancho la Brea and fossils from South America, the most striking of which is the group of giant ground sloths. There are also good examples of glyptodonts, gigantic relatives of the armadillo, of the camel-like *Macrauchenia*, the rhinoceros-like *Toxodon*, and other strange extinct animals which evolved in South America during the Age of Mammals, when it was an island continent as Australia is to-day. Here, too, is the great sabre-tooth tiger, one of the host of northern animals that invaded the southern continent upon its union with the northern world, and swept before them to extinction most of its ancient inhabitants.

The principal exhibits on the north side of the hall are the mammoths and mastodons and the series of skulls showing the evolution of the elephant. The first skeleton is the Long-Jawed Mastodon of the Pliocene, a predecessor of the true Mastodon in North America. The "Warren Mastodon" is a classic specimen. It was found near Newburgh, N. Y., in 1846, and is the finest specimen of its kind that has ever been discovered. Next to it is a fine skeleton of the mammoth; portions of skin, hair and other fragments of a mammoth carcass discovered in Alaska are also shown. While modern elephants are confined to portions of Asia and Africa, fossil remains of elephants and mastodons show that, at one time or another in the past, they were found over the greater part of the northern hemisphere.



*Copyright*

**CRO-MAGNON ARTISTS OF SOUTHERN FRANCE**

The procession of Mammoths in the Cavern of Font-du-Gaume. One of the Murals in the Hall of the Age of Man  
Painted by Charles R. Knight, under the direction of Henry Fairfield Osborn

Around the walls is a series of paintings by Charles R. Knight, portraying some of the more striking animals that were contemporary with early man in Europe and America, and whose skeletons are shown below. Here are the Great Ground Sloths, the Woolly Rhinoceros, the Mammoth and Mastodon and the strange moose-like Cervalces.

(See *Handbook* No. 4, *Animals of the Past*, and *Guide Leaflet* No. 62, *Mammoths and Mastodons*.)

*Passing through the East Corridor we come to the Southeast Wing*

#### SOUTHEAST WING

### OSBORN HALL OF THE AGE OF MAMMALS

#### FOSSIL MAMMALS OF THE TERTIARY PERIOD

A particular feature of this hall is the wonderful series in the first alcove on the right showing the evolution of the horse. The Museum is justly proud of this collection, which is one of the most complete series of fossil horse skeletons in the world, and contains two skeletons of *Eohippus*, the little four-toed dawn horse, and numerous other unique specimens. As shown by skeletons of horse and man in another hall, the single toe of the horse corresponds to the middle finger or toe of man, and the other leg and arm bones correspond bone for bone with those of man. In the modern horse, the other fingers and toes have disappeared or have been reduced to "splint bones," but the remote ancestor of the horses must have had five toes. So far, this ancestry has been traced back to the four-toed stage. (See *Guide Leaflet* No. 36, *The Evolution of the Horse*.)

In the Horse Alcove is given a synoptic series showing the stages of evolution of teeth and limbs in the different geologic epochs and also a series of complete skeletons. These skeletons, including some of the finest ever unearthed, fully illustrate the various four-toed, three-toed, and one-toed stages and make it easy to follow the evolutionary changes that have taken place. Opposite the horse exhibit, in the first four alcoves on the other side of the hall, are specimens illustrating the evolution of the camel, deer, and other cloven-hoofed animals. Like the cow of to-day, these animals walk on the tips of the third and fourth toes, and the gradual reduction or disappearance of the other toes can be traced, much as in the horse. In addition to these, in the first alcove there is a unique skeleton of a giant flightless bird that lived at the beginning of the Tertiary Period, along with *Eohippus*.



# EVOLUTION OF THE HORSE

The Ancestry of the Horse has been traced back through a long series of successive stages, represented by fossil skeletons found in the successive formations of the Age of Mammals to small progenitors with four toes on the fore foot, three on the hind foot, with low-crowned simple teeth, small brains, and various other features common to all primitive mammals.

The modern horse has become highly specialized for grazing, and has therefore lost almost all traces of the primitive features, except in the structure of the teeth, which are still present in the form of the simple, rounded, and somewhat flattened shape of the teeth.

Each of the teeth has an independent function, and is adapted to its specific purpose.

1. The development of the teeth.

2. The development of the teeth.

3. The development of the teeth.

4. The development of the teeth.

5. The development of the teeth.

6. The development of the teeth.

7. The development of the teeth.

8. The development of the teeth.

9. The development of the teeth.

10. The development of the teeth.

11. The development of the teeth.

12. The development of the teeth.

13. The development of the teeth.

14. The development of the teeth.

15. The development of the teeth.

16. The development of the teeth.

17. The development of the teeth.

18. The development of the teeth.

19. The development of the teeth.

20. The development of the teeth.

21. The development of the teeth.

22. The development of the teeth.

23. The development of the teeth.

24. The development of the teeth.

25. The development of the teeth.

## EVOLUTION OF THE HORSE

The series of camel skulls and skeletons is now being extensively studied and enlarged and will eventually form an evolutionary series comparable to that of the horse. The most interesting exhibit at present is the group of small camels in the central aisle. These graceful little animals, *Stenomylus*, lived in Nebraska at about the middle of the Age of Mammals. Four skeletons are shown exactly as they were found in the rock, and five others have been mounted in various living poses.

Among the other cloven-hoofed mammals, the so-called giant pigs or entelodonts and the oreodonts are especially noteworthy. The oreodonts, a totally extinct group somewhat pig-like in appearance but with teeth more like those of sheep, are strikingly represented by three complete skeletons huddled together, still intact in the rock just as death overtook them millions of years ago.

Fossil rhinoceroses are shown near the center of the hall on the right. A fine series of skeletons illustrates the diverse types of American rhinoceroses, and a synoptic series shows the evolution of this group of mammals. The large block in the central aisle is from Agate, Nebraska, and contains heaped-up bones, chiefly of the pair-horned rhinoceros *Diceratherium*, still in the original rock as found. There are twenty-one skulls and innumerable other bones in this single block. Such great abundance of fossil bones is unusual, but it gives a graphic conception of the enormous numbers of prehistoric animals that once roamed over our West. Near this, in the center of the hall, is the skeleton of *Moropus*, one of the most extraordinary of mammals, of bizarre proportions and with great claws, although it belongs among the hoofed mammals and is related to the horses and rhinoceroses.

The ancestry of dogs, cats, and other living flesh-eating mammals and the various sorts of extinct carnivores is shown near the middle of the hall on the left. Complete skeletons of several creodonts, very ancient carnivores of the beginning of the Age of Mammals, are particularly unusual.

Beyond the carnivores on the left are cases devoted principally to the smaller fossil mammals. Although fragmentary, these are among the rarest and most interesting fossils. The fossil primates (lemurs, monkeys, etc.) include unique specimens known throughout the world because of the light they cast on the earliest stages in the origin of man. Rodents (squirrels, rabbits, and their kin), insectivores (moles, hedgehogs, etc.), and marsupials (opossums, kangaroos, and their allies) are also typically represented here. Rarest of all fossils are the remains of the first mammals, those of the Age of Reptiles, before the Tertiary Period. (See also the tiny but priceless



HORNED DINOSAUR, TRICERATOPS

skulls in the next hall, found in Mongolia by the Central Asiatic Expeditions.)

At the end of the hall on the left are the remains of condylarths and amblypods, very ancient groups of hoofed mammals with no close relatives in the modern world. The most striking is the skeleton of *Uintatherium* in the last alcove, a six-horned amblypod that became extinct not long after the beginning of the Age of Mammals.

On the opposite side of the hall at the far end are the titanotheres, odd-toed hoofed mammals related to the horses and rhinoceroses. This group has also been long extinct but it includes some of the largest and strangest of mammals. Many general principles of evolution have been deduced from this splendid series by Professor Henry Fairfield Osborn.

#### SOUTHEAST PAVILION

### HALL OF MONGOLIAN VERTEBRATES

In the center of this hall are exhibited fossils obtained by the Central Asiatic Expeditions. Here are the famous dinosaur eggs, and skulls and skeletons of *Protoceratops*, probably the creature that laid them. Here also is the skull of *Andrewsarchus*, the largest of carnivorous mammals, the shovel-tusk mastodon, the extraordinary battering-ram-nosed titanother *Embolotherium*, and the skull and feet of *Baluchitherium*, a distant and ancient relative of the rhinoceros, larger than an elephant. On the wall is a low-relief model of the largest of the baluchitheres. It is done in natural size and stands 17 feet, 9 inches high at the shoulder.

#### SOUTHEAST TOWER

One enters the Bashford Dean Memorial Exhibit of Fossil Fishes beneath a model of the jaws of an enormous fossil shark, some 9 feet across, with actual fossil teeth set in place. This monster, closely related to the modern White Shark or Man-eater, is estimated to have been 46 feet long.

At the far end of the exhibit is a "fossil aquarium"—restorations in miniature of various well-known forms from the Old Red Sandstone of Great Britain as they would have appeared in life, including *Coccosteus*, which represents a very ancient fish type, long extinct.

In the first alcove to the right, a wall chart illustrates the stream of fish life in geologic sequence, 500,000,000 years of fishes. It gives at a glance the basic arrangement of the specimens shown, notable among which are Ostracoderms from the Silurian and Devonian, the giant

*Portheus* and the saw-finned *Protosphyraena* from the Cretaceous of Kansas.

#### EAST WING

### HALL OF DINOSAURS

On the right and left of the entrance are two good-sized, lightly but powerfully built, flesh-eating dinosaurs known as *Gorgosaurus*. As shown by their build and hollow bones, they were doubtless swift and fierce and preyed upon their smaller, feebler fellows as Lions and Tigers to-day prey upon Zebra, Antelope and Deer.

Near these are examples of a rather small dinosaur whose legs and general build suggest an Ostrich with a long tail, and called on account of this resemblance *Struthiomimus*.

*Triceratops*, big, lumbering, huge-headed, stupid creature, was a plant-eater, probably of coarse vegetation. His jaws ended, or began, in a great horny beak for clipping off branches and rushes, and his back teeth were adapted for champing them. These back teeth were arranged in several rows and were all the time pushed upward by new teeth forming below, so that as fast as teeth wore out they were replaced, a point in which *Triceratops* might well be envied. The fore legs, bowed outward at the elbows, enabled the animal to reach the ground with ease, and the big "frill," suggesting a fireman's helmet, was not alone for protection, but served as a counterweight to the head and jaws, so the skull almost balanced on the condyle, or ball joint by which it joined the neck.


Across the way from *Triceratops* is a group of Dinosaurs which seem to have been very abundant in their day, *Trachodon* and his relatives *Corythosaurus*, *Saurclophus*, and others. Among these is one of the rare prizes that sometimes fall to the lot of the collector, a specimen in which a large part of the skin has been preserved, so that we are certain as to the covering of the animal.

Towering above the others, his head eighteen feet from the ground, is *Tyrannosaurus*, the well-named King of Reptiles, whose terrible jaws and tremendous claws placed all contemporaries at his mercy, though a too careless attack on *Triceratops* might result disastrously.

Looming in the distance is *Brontosaurus*, the Thunder Reptile, big-bodied, small-headed, with massive limbs, whose joints, in life covered with gristle, indicate that he was largely a water-dweller, where the great weight of his body, 25 to 30 tons, would be supported.



**SOME OF THE FAMOUS DINOSAUR EGGS FROM MONGOLIA**  
Collected by the Central Asiatic Expeditions



BRONTOSAURUS

Near *Brontosaurus* is *Allosaurus*, apparently turned into a fossil while munching on the tail of a defunct relative of that big beast; looking closely, one sees that the tops of the vertebræ are scored with grooves where some millions of years ago it was feasted upon by some flesh-eating contemporary.

Two extraordinary armoured dinosaurs are represented by only parts of their skeletons. *Ankylosaurus*, which Dr. Lull has called "the most ponderous animated citadel the world has ever seen," had its head and body protected by thick plates of bone, while the tail, instead of tapering to a point, ends in a great ball of bone.

Beside *Ankylosaurus* is the fore part of *Palæoscincus* whose sides bristled with huge, bony spines and whose back was protected by bony plates so that he too was well able to defend himself.

(See also *Guide Leaflet* No. 70, The Hall of Dinosaurs.)

*Return to the South Pavilion*

#### SOUTH CENTRAL WING

### GEOLOGY AND INVERTEBRATE PALÆONTOLOGY

Turning northward at the center of the Quaternary Hall, which contains the mastodons and mammoths, the visitor enters the *South Central Wing* of the building and is in the Hall of Geology and Invertebrate Palæontology.

#### GEOLOGY

Geology is the science of the past and present conditions of the earth. It enters into a consideration of the materials composing the earth, their composition, structure, distribution and the physical changes they have undergone or may be undergoing. It deals with minerals and their arrangement and association in rocks and ores. It considers the occurrence, distribution, origin and history of the principal kinds of rocks, namely: igneous, sedimentary and metamorphic. It especially treats of the order of deposition and sequence of the stratified beds of rock, for these, together with the fossils found in many of them, give not only a chronological account of the events in the development of the earth's crust, but reveal the succession of life forms on the earth. The processes and agents which are at work within and on the surface of the earth, tending to modify it, such as rock weathering, underground waters, glaciation, diastrophism, vulcanism, metamorphism and gradation, are forces which are acting to-day and have been acting throughout the long history of the earth. The processes of change are most conspicuous where air, water and rocks are in contact with one another.

The field of geology is so broad that, for convenience and specialized study, it has been divided into numerous branches. The three principal branches are: (1) Structural geology, treating of the form, arrangement and internal structure of the rocks; (2) Dynamical geology, dealing with the causes and processes of geologic change; (3) Historical geology, which, aided by other sciences, aims to give a chronological account of the events in the earth's history.

Subsciences may be also recognized, namely: *Cosmic* or *Astronomic* geology, which deals with the earth as a member of the solar system, its relation to other heavenly bodies and to meteorites (solid objects which fall upon the earth from outer space); *Mineralogy*, which deals with minerals; *Petrology*, the science of rocks; *Physiography*, which treats of present land forms; *Meteorology*, which is the science of the earth's atmosphere; *Hydrology*, including Oceanography, which treats of the liquid formations of the earth, or the hydrosphere; *Palæontology*, the study of the remains and impressions of plants and animals of past ages that are found in the rocks; and *Palæogeography*, the study of the physical geography of past periods of the earth's history. Besides these general subdivisions, there are special applications of geologic knowledge which give rise to other terms, such as Economic geology and Mining geology.

To illustrate the three principal branches of geology, fifteen areas within the United States have been selected, and they are presented as illuminated topogeologic or relief map models with structure sections and backgrounds in color. They show the most evident and striking results of geologic forces acting through long periods of time. Beginning at the left near the entrance, they are as follows:

1. The model of the Bright Angel section of the Grand Canyon of the Colorado River, Arizona. The scale, 1:12,000, is large enough to give a vivid idea not only of the extensive erosion that has taken place, but also of the geological formations. These features are so plainly exposed in beautiful colors that the Grand Canyon is one of the great wonders of the World.

2. A model of the Niagara Falls region, built to the same scale as the Grand Canyon, showing the falls and the seven-mile gorge which its waters have cut in ancient sedimentary rocks, and also the more recent glacial deposits covering the surface.

3. The Potomac River section, showing the Appalachian Mountain type of folding and erosion, with rivers adjusted to the softer rocks of Silurian and Devonian age.

4. The Van Horn, Texas, region, featuring fault block structures and a bolson basin—a depression nearly enclosed by mountains.

5. Yellowstone Park, Wyoming, including the geyser basins and Rocky Mountain type of topography.

6. The Pike's Peak, Colorado, model, showing the mountain composed of red granite, and the bordering stratified deposits of the Great Plains near Colorado Springs.

7. The caldera of Mt. Mazama, five miles in diameter and two thousand feet deep, which has been made a National Park, and has become famous under the name Crater Lake. Numerous outpourings of lava suggest the structure and history of the ancient volcano.

8. The Standing Stone district near Monterey, Tennessee, showing normal subaërial erosion and the production of sink holes in horizontally disposed beds of limestone and shale.

This concludes the series of such models on the west side of the hall.

Crossing to the east aisle, one may note additional models, namely:

9. The Mt. Tom-Mt. Holyoke district of western Massachusetts, showing a great trough, traversing the ancient crystalline rocks, which was filled with the sands, muds and intruded lava flows in Triassic time.

10. The Watkins Glen-Seneca Lake district of central New York State, showing moraine deposits and other features due to the advance and retreat of the continental ice sheet over a region of horizontally bedded limestone, sandstone and shale; in the background appears a representation of the retreating ice-front of the last glaciation.

11. The Mt. Washington, New Hampshire, region, showing typical glacial cirques and other glacial phenomena in an area of crystalline rocks.

12. The picturesque Yosemite Valley in the Sierra Nevada Mountains of California, with U-shaped glaciated valley bottom and precipitous marginal walls.

13. The San Francisco, California, model, exhibiting a portion of the Pacific Ocean, the Coast Range with volcanic and sedimentary rocks, the California trough or inner lowland with plains bordering San Francisco Bay, and the famous strait, Golden Gate.

14. The New York City model, showing the Hudson River estuary, the crystalline pre-Cambrian rocks on Manhattan Island to the north and east; the Triassic rocks west of the Hudson, which include red sandstone, shale and conglomerate, the Palisades diabase and the Watchung basaltic ridges, also the glacial drift and terminal deposits on Long Island, on Staten Island, and in New Jersey.

15. The last model in this series is one of Porto Rico and the Virgin Islands, showing a narrow submerged platform and neighboring vast oceanic "deeps."

Facing the entrance of the Hall is a large-scale model of the Panama Canal.

At the entrance to each of the eight alcoves on the west side of the hall is placed a model which outlines a stage in the geographic development of the North American continent. The stages represented fall within the following named periods of geologic time: Cambrian, Ordovician, Silurian, Devonian, Permian, Cretaceous, Eocene and Pliocene. On each model, the present known surface outcrops of fossiliferous rock of the age represented, are shown in black. It is from this evidence and other contributing data that the extent of the ancient epicontinental seas has been determined and the shore-lines marked. On these models the present oceanic depths are shown in relief, while the various marine basins and elevated land masses on the continent are marked with colors without relief. It may be noted, by comparing these palæogeographic maps with the present outline of North America, which is shown on each model, that the geography during the first six periods was quite different from that of to-day. Nevertheless, the marine inundations and subsequent depositions were contributory factors in the upbuilding of the great continent of North America.

The northeastern corner of the hall is devoted to the Copper Queen Mine Model and a series of ores and other specimens from the famous Bisbee-Warren copper district in southern Arizona. Two models have been prepared as a result of several years of extremely painstaking and skilful work. A large model, some 18 by 12 feet in dimensions, shows on a scale of twenty-four feet to the inch all the surface features and buildings over four of the principal mines (Holbrook, Spray, Gardiner and Lowell) belonging to the Copper Queen Consolidated Mining Company, while a painted background represents the surrounding mountains and the town of Bisbee. The sides of the model give vertical sections to the depth of about 1,200 feet, illustrating the geology of the area and showing the general manner of getting out the ore and hunting for new deposits. There were produced in about 30 years (1880-1912) from the mines at Bisbee belonging to this company, 7,729,922 tons of copper ore of an average copper content of 7.16%, which yielded: Copper—1,106,605,775 pounds (553,303 tons), Gold—104,775 ounces Troy (8,731 pounds), Silver—6,107,421 ounces Troy (508,952 pounds).

Near the large general model there has been installed a small model on a scale of six feet to the inch, showing the usual methods of extracting the ore by "stopping." Drilling, picking, timbering, filling old cavities, transporting, raising ore to the surface, and other operations are illus-

trated as well as is practicable on the scale adopted. The shaft is equipped with its cages, which are arranged so that they go up and down by means of automatic machinery.

Specimens of ore, minerals and rocks from the mine and the adjacent country illustrate the geology of the region. Chief of these specimens are, velvet malachites that were taken from the original "Queen" mine, the Open Cut, in the early eighties, and a great block of malachite and azurite weighing about three tons taken from the mine in 1892 and included in the Arizona mining exhibit at the Columbian Exposition in 1893.

The northwest corner of the hall contains a display of caves and cave material, including a reproduction of part of a beautiful cave that was discovered early in 1910 in mining operations at the Copper  
**Caves** Queen mine. The cave was formed by the dissolving action of water traversing joints in limestone, and its walls, roof and bottom were afterward coated with calcite (calc spar) incrustations, stalactites and stalagmites, some of which are dazzlingly white while others are colored green with copper salts or pink with manganese compounds.

Alongside the Copper Queen cave is a reproduction of a chamber in Weyer's Cave, Virginia. Weyer's Cave is in a region of much heavier rainfall than Bisbee, which is probably the principal factor in producing a greater wealth of regular stalactite and stalagmite growth than adorns the Copper Queen Cave, and this exhibit illustrates not only the great variety in form but the reasons for this extraordinary diversity.

#### INVERTEBRATE PALEONTOLOGY

Closely connected with geology, and indeed almost inseparable from it, is palæontology, or the study of ancient forms of life. The sedimentary rocks have been found, on examination, to contain in many places remains of plants or animals, which may closely resemble, but more often appear very different from, those now living on the earth. The order of deposition of the beds, with the oldest at the bottom and the youngest at the top, and the imbedded fossil forms of life, give the geologist the means of constructing a chronological chart, or time scale, depicting the eras, periods, epochs and formations of geologic time. There are five eras: Archæozoic (Primal life), Proterozoic (Primitive life), Palæozoic (Ancient life), Mesozoic (Medieval life), and Cenozoic (Modern life). The rocks of the Archæozoic era have not afforded recognizable fossils, although the indirect evidence is sufficient to assume that life existed at that time. In a few localities, fossils, as highly developed as eurypterids, have been obtained from the rocks of late Proterozoic age, as in Montana and southern Australia. Beginning with the basal period of the



**A BIT OF WEYER'S CAVE**

Part of the section reproduced in the Hall of Geology

Palæozoic era, the Cambrian, well preserved fossils indicate that all of the various classes of invertebrate life were in existence, but not so abundant and varied as in later periods. The earliest known forms of vertebrate life are the fossil fishes from the upper Ordovician rocks of Colorado.

The exhibits of Invertebrate Palæontology include a central row of cases containing type and figured specimens, a stratigraphic or historical series on the west side of the hall, and a biologic series on the east side, as follows:

In the desk cases down the center of the hall are about 8350 type and figured specimens used by James Hall, R. P. Whitfield and others in the original description and naming of species, or in their further elucidation. The specimens have been arranged in biologic order under geologic periods as entered in Volume XI of the Museum *Bulletin*.

The specimens in the cases on the left or west side of the hall are arranged to illustrate Historical geology, beginning at the south (entrance) with the Archæozoic rocks, which are the lowest and oldest of all and contain no fossils, and advancing regularly through the Proterozoic, Cambrian, Ordovician, Silurian, Devonian, Mississippian, Pennsylvanian, Triassic, Jurassic, Comanchean, Cretaceous, Eocene, Oligocene, Miocene, Pliocene and Pleistocene periods of geologic time. Most of the specimens on exhibition are from American localities, and the species are arranged with the lower, or simpler, forms placed first. The specimens shown are those particularly characteristic of the various horizons, the object being to give an idea of the general character of the life of different periods of the world's history.

The specimens on the east, or right, side are arranged to illustrate biologic geology, the classification and relationship of the plants and animals of past geologic times. The series starts with the plants and is followed by the various subdivisions of the invertebrate animals, beginning with the lower, or simpler, forms and continuing to the highest. The order of arrangement under each class name, which is entered at the top of each case, is that found in the Zittel-Eastman text-book of Palæontology, 1913. The specimens have been drawn from foreign and domestic localities and different geologic ages. The exhibits illustrate at a glance the wide range of variation which each group has taken during geologic time.

In the first alcove on the right are the stump and part of the roots of a large tree from an anthracite coal mine under Scranton, Pa. Millions of years ago, in the geological period known as the Carboniferous, this tree grew upon the top of a thick swamp deposit of decaying vegetation which ultimately became a most valuable bed of coal. The stump was left in the roof of the mine when the coal was extracted for commercial and domestic uses. It fell to the floor years after the gallery had been abandoned, and it was discovered only through the chance visit of a miner.

Two stumps of a large fossil tree fern of Middle Devonian age from Gilboa, N. Y., appear at the entrance to the alcove. These specimens were obtained from a quarry opened in connection with the great engineering work of the New York City Board of Water Supply. These are the oldest trees known.

*Return to the South Pavilion*

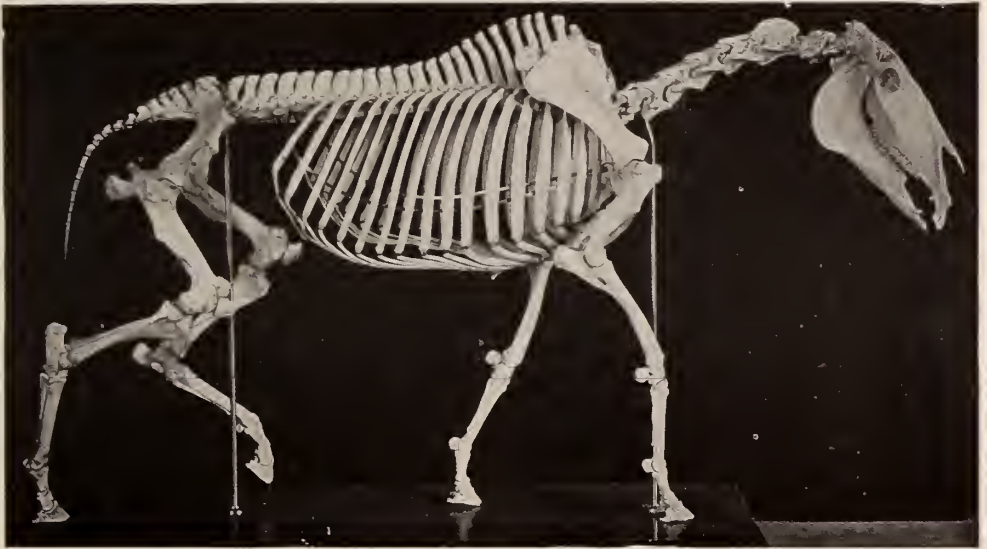
## WEST CORRIDOR

## THE HORSE UNDER DOMESTICATION

This hall is devoted to exhibits illustrating the great modifications that man has brought about by selection in adapting the horse to his various needs.

Under his management speed has been increased in the race horse, weight and strength in the draft horse, while for purposes of pleasure the Shetland Pony has been reduced to a diminutive size. The great modifications in the skeleton that have accompanied these changes are well shown in the series of beautiful skeletons, while other exhibits illustrate the structure of the skull and teeth and the changes that take place with age.

**Skeletons  
of Modern  
Horses**



DRAFT HORSE PULLING A HEAVY LOAD

The similarity in structure (homology) of the skeletons of horse and man is brought out in the exhibit of a rearing horse, controlled by man. A comparison will show that although very different in proportions the bones of the one correspond with those of the other.

There is also a skeleton of a Russian Wolf-hound and a few smaller types for comparison.

The collection includes some noteworthy horses such as Sysonby, Lee Axworthy and the Arab stallion Nimr.

### SOUTHWEST WING MINERALS AND GEMS

The southwest wing comprises the Morgan Memorial Hall of Minerals and Gems. This hall, through the gift of Mr. George F. Baker, has been remodeled to contain the General Collection of Minerals and the Morgan Gem Collection, thus constituting a memorial to the great services of Mr. J. Pierpont Morgan as a Founder and Benefactor of the Museum.


Of these, the General Collection of Minerals is without question one of the finest mineral collections to be found in the world, ranking with that of the British Museum and the Jardin des Plantes. It is composed chiefly of the well-known Bement Collection, presented to the Museum in 1900 by the late Mr. J. Pierpont Morgan. Although remarkably complete in its representation of most of the mineral species known to science, this collection is especially noteworthy for its assemblage of splendid examples of the commoner and more widely distributed minerals.

The visitor should begin with the first of the cases, to the left of the entrance, and proceed from left to right along each side of every case, advancing through the south row of cases and returning through the north row. The different species are divided within the case by narrow strips between the mounts. The large and imposing specimens are arranged in wall panels around three sides of the Hall, and constitute a Key Collection. To the right of the entrance will be found cases in which the subject of Crystallization is presented by a series of models. This series, as well as other explanatory exhibits in adjoining cases, constitutes an important key to the understanding and appreciation of the general mineral collection.


The cases occupying the middle of the hall contain the Morgan Gem Collection, comprising the valuable series of gems and precious stones also presented by J. Pierpont Morgan, to which have been added from time to time noteworthy specimens given by other friends of the Museum.

The Morgan collection includes the series of American gems assembled by Tiffany and Company for the Paris Exposition of 1889 and the series of foreign gems and gem stones exhibited at the Paris Exposition of 1900.

The installation comprises examples of those minerals which are used for gems and for ornamental objects and consists of rough, uncut material and of fashioned gem stones and carved objects. All of the specimens exhibited have been chosen with great care and are not only thoroughly representative but include many examples which are unique in size, beauty of coloring and perfection of execution, reflecting the very highest standards of the art of the lapidary. Here again explanatory labels are



MORGAN MEMORIAL HALL OF MINERALS AND GEMS



### QUARTZ CRYSTAL

A single crystal from Auburn, Maine, of quartz, measuring  $26 \times 19 \times 13$  inches and weighing 253 pounds.

used to give meaning and weight to the exhibit, not merely as a display of jewelry material but as a complete visual exposition of the knowledge of gem stones.

The visitor should proceed from the entrance along the north row of cases, beginning with Case I, and return along the south row, ending with Case XXX. Among the notable gems comprised in this collection is the "Star of India," the largest star sapphire in the world, Case III; the Vatican Cameo, carved from essonite garnet, Case VIII; the fine engraved emerald, bequeathed by Miss Cockcroft-Schettler, Case IV; the Morgenthau blue topaz, Case VI; the oriental cat's-eye, and the Russian alexandrite gems, Case XI; the Betts bequest opal pendant, Case XII; the kunzite gems, Case XXIII; and the Tonnelier chalcedony figurine, the gift of Charles Lanier, facing the Morgan Tablet.

#### SOUTHWEST PAVILION

#### COLLECTIONS FROM THE PACIFIC ISLANDS

On entering the Southwest Pavilion beyond the Hall of Minerals, the visitor faces a huge monolithic figure. This is a cast of one of the famous images found on Easter Island and was brought back in 1935 by the Templeton Crocker Expedition. Statues such as these, representing departed chieftains, were found set up on stone platforms all along the coast of Easter Island. Circular stone mats of red tufa formerly completed the figure.

Directly in the center of the hall is a Tahitian priest taking part in the fire-walking ceremony, in which the participants walk over heated boulders of lava. On each side is a group showing natives engaged in typical activities,—grating cocoanut, preparing kava, or plaiting Pandanus.

Near the entrance is a fine Hawaiian feather cape, such as was formerly worn by the highest ranks of Hawaiian society. Red and yellow honeysucker feathers completely hide the netted twine foundation. The value of these garments was proportionate to the enormous labor expended on their manufacture.

The hall is roughly divided into two main sections. In the eastern half are exhibited the collections from Polynesia and Micronesia, while the western half is devoted to New Guinea, Melanesia and Australia. However, it proved impossible to be wholly consistent and to separate Melanesian Fiji from Samoa and Tonga.

In the Polynesian section the examples of decorated native bark

cloth (tapa) are especially noteworthy, and a number of canoe models remind us that these people are daring seafarers. A series of ceremonial adzes from the Cook Islands in the northeastern quarter of the hall shows aboriginal carving at its highest level.

In the western section the elaborately carved sacred masks, about 14 feet back of the Tahitian priest, illustrate the æsthetic tendencies of Melanesia, which are also apparent in a carved pole set on top of a vertical case. Very different from these artistic manifestations are the carvings of the New Zealanders (Maori) characterized by the dominant spiral motive. A series of dried and tattooed Maori heads forms one of the most remarkable exhibits in the Museum. (See *Guide Leaflet* No. 71, *The Maoris and their Arts.*)

Near the boundary between the two main sections are the Australia cases with numerous boomerangs and very crude stone tools, which should be compared with those in the archæological hall (p. 80). The southwest corner is devoted to a collection from the Admiralty Islands, including a model of a village of the Manus tribe, a lagoon-dwelling, fishing people who build their houses on piles far from land. In the northwest corner of the hall are shields, clubs, carvings and household utensils from New Guinea.

#### SOUTHWEST TOWER

The visitor should then proceed to the Southwest Tower, where the famous I. Wyman Drummond Collection of carved Chinese jade and amber and Japanese ivory and sword guards is displayed. This magnificent collection is installed as a unit, many of the cases retaining specimen for specimen Doctor Drummond's original arrangement. The oriental amber displayed is the finest of its kind in the world. A unique composite piece of white jade, occupying the center of the room, was a gift to the Emperor Chien Lung from the officials of his court.

## WEST WING

## COLLECTIONS FROM NEW GUINEA, PHILIPPINES AND MALAYSIA

In the hall due North of the Pacific Islands Hall, the side aisles are devoted to the Philippine Islands. The northern section of the hall contains exhibits from other parts of Malaysia with an interesting series of marionettes from Java. The entire central section of the hall is filled with a special exhibit of new material from New Guinea. The painted modeled skulls decorated by the head-hunting Tchambuli tribe, the incised work in cocoanut shell and cassowary bone, and the great diversity of ceremonial masks and religious paraphernalia are particularly interesting.

At the right of the entrance is a case containing life casts of faces, nose and hair from the different races represented in this hall. Also charts of stature and head form, with distribution maps. (See *Handbook* No. 8, *The Peoples of the Philippines*.)

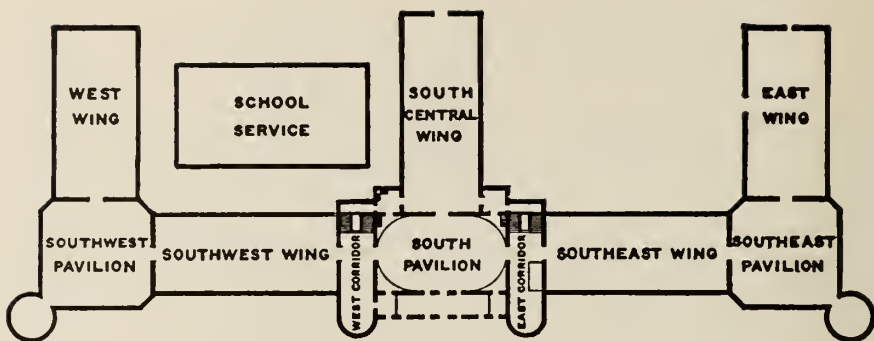
In the center is a model of a Filipino bamboo-walled and thatch-roofed house; at the far end a native tree house dominates the scene; and on your left may be seen the model of a woman weaving a garment on a native loom.

The visitor should note that, like the African Negroes, but unlike all other primitive stocks, the Malayan tribes represented in this hall used iron tools. The numerous iron weapons—spears, battle-axes, and kris (daggers with serpentine blades)—are especially remarkable.

On the west side of the hall will be found a number of synoptic exhibits of native kris, shields, fabrics, basketry and ceramics. Pottery is not highly developed in this area, but the textile arts flourish to a remarkable degree. The industrial life of the Bagobo of Mindanao is particularly well illustrated in the collections.

Much more primitive in their culture than the other Malaysians are the Negritos, a dark-skinned and frizzly-haired pygmy stock forming with similar groups in other parts of the world a distinct division of the Negro race. They are everywhere hunters, using the bow and arrow, and ignorant of agriculture. Their simple implements are shown in a table case in the northeastern section of the hall.

*Return to the South Pavilion*



#### FIFTH FLOOR

### LIBRARY, OFFICES, LABORATORIES, AND STUDY COLLECTIONS

The fifth floor is given over to the administrative offices, the offices and laboratories of the scientific departments, and the library.

On this floor are the workrooms of the Department of Vertebrate Palæontology, where the skeletons of fossil animals are prepared and mounted, and the laboratory where are made the beautiful models of invertebrates. In other rooms the varied work of preparing exhibits requires the services of a considerable number of artists and artisans.

These, like the other laboratories, are of necessity not open to the public.

#### WEST CORRIDOR

### LIBRARY

The Library, as might be inferred, is devoted to works on natural history, anthropology and travel. It contains some 117,000 volumes which comprise not only the important periodicals of our own and foreign countries but also all representative and standard works on zoology, physical anthropology, ethnology, prehistory, archæology, geology and palæontology. The collection on vertebrate palæontology forms the Osborn Library of Vertebrate Palæontology, founded by President Henry Fairfield Osborn. It is located in the southeast wing.

The Reading Room of the Library is located in the west corridor and is open to the public from 9 A.M. until 5 P.M. except on Sundays and holidays; the Library is also closed on Saturdays from June to September. Those interested in consulting the books and periodicals are welcome to do so during these hours.

Twelve reading tables have been placed in various halls of the Museum, whose specially designed cases contain books pertinent to the exhibits. These may be consulted by applying to the guard.

## PUBLICATIONS

The publications of the Museum fall naturally into two groups: technical and popular.

The former, comprising the *Anthropological Papers*, *Memoirs*, *Bulletin*, and *American Museum Novitates*, contain information gathered by the various expeditions, or derived from the study of material collected. The *Anthropological Papers*, as the title implies, are devoted to researches carried on under the auspices of the Department of Anthropology. The *Memoirs*, quarto in size, contain monographs, many of which demand large illustrations. The *Bulletin* contains the longer scientific papers, covering records of explorations and collections of the Museum. The *Novitates* comprise the shorter scientific contributions, descriptions of species, etc., which demand immediate publication. The scientific publications are distributed to libraries of scientific institutions and societies throughout the world, largely on an exchange basis.

The popular publications include *Natural History* (Journal of The American Museum), *Junior Natural History* (a children's magazine), *Guide Leaflets*, *Handbooks*, *General Guide* and *School Service Series*, and are intended for the information of the public. *Natural History*, begun as The Journal in 1900, is the means of promptly informing the Museum members of the work of the institution, giving the results of the many expeditions, telling of the collections made, or important information gathered. It describes interesting or noteworthy installations, and notes the accessions to the various departments, changes in the personnel of the Museum, and elections to Museum membership. In addition it contains articles of popular scientific appeal. The illustrated *Guide Leaflets*, ninety of which have been published, deal with exhibits of particular interest or importance, such as the Habitat Groups of Birds, the Evolution of the Horse, Meteorites, Indians of Manhattan, calling attention to important objects on exhibition and giving information in regard to them. The *Handbooks*, twelve of which have been issued, deal with subjects illustrated by the collections, rather than with the objects themselves. They are frequently used as text-books. Thus, the *Indians of the Plains*, by Dr. Wissler, is not merely a guide to the exhibition hall, but tells of the life and customs of these Indians, their language, political organizations, religious beliefs and ceremonies.

The distribution of these popular publications is a part of the educational work of the Museum, as are exhibits and lectures, and they have been sometimes sold below the cost of publication, as is done by other museums. (See list at back of Guide.)

An *Annual Report* is issued yearly.

## STUDY COLLECTIONS

The scientific side of the work of the Museum is based upon its explorations and study collections.

The Study Collections, as the name implies, are not only for the benefit of students but they preserve a record of our vanishing animal life and of the life and customs of our own and other primitive peoples.

In the case of natural history, the vast majority of the specimens are in the study series, not only because they would ultimately be ruined by exposure to light but because no museum has room to show everything. A careful selection is made of objects of the greatest educational value, and these are so displayed as to enhance their interest and attractiveness. The Study Collections are, briefly, as follows:

Most of the mineral specimens are on exhibition, but the overflow from the public cases forms a study series of no mean proportions.

The study collections comprise, among other things, the Hitchcock series of rocks illustrating thirteen geological sections across the States of Vermont and New Hampshire; a complete set of duplicate specimens from the United States Geological Survey of the Fortieth Parallel; a series illustrating the early geological survey of Pennsylvania; a complete typical series of rocks and microscopic thin sections illustrating Rosenbusch's manual of petrography; large series of American rocks; a complete series typifying the rocks encountered in driving the Simplon tunnel, Switzerland; a large series of rocks, from Mongolia; many ores and economic specimens.

The study collections comprise over 30,000 catalogued specimens of fossil mammals, 6,000 fossil reptiles and amphibians, and a few hundred fossil birds. While most of these are from the western United States, all parts of the world are represented. The collections of fossil horses, Eocene mammals and Cretaceous dinosaurs are unrivaled. The fossil rhinoceroses, camels, oreodonts, carnivores, Fayûm, Pampean, Asiatic and Patagonian mammals, Jurassic dinosaurs, Permian reptiles, turtles, etc., are likewise of the first rank. They include more than one thousand type specimens of fossil mammals and several hundred type specimens of fossil reptiles and amphibians. The fossil fishes are at present in the Department of Ichthyology.

Great numbers of fossil invertebrates, representing many important groups and including a large number of types: foremost among these is the James Hall collection of New York State fossils which contains about 8,350 types. The catalogued



**HOW SPECIMENS ARE CARED FOR**  
How skins of Mammals are stored



# THE NEW STUDIOS OF THE DEPARTMENT OF PREPARATION AND INSTALLATION

On the three top floors of the new Power Plant is centralized all preparation work.

collection of fossil invertebrates includes some 22,000 species, embracing some 700,000 specimens.

About 75,000 specimens of protozoans, sponges, polyps, starfishes, sea urchins, worms, crustaceans, myriapods and chordates. The **Living Invertebrates** collection of recent mollusks comprises about 25,000 species, including especially the Stewart, Jay, Constable and Haines collections and large series from Africa.

The insects and spiders forming our general collection consist of more than 1,000,000 specimens; among them the types of many species. **Entomology** Many students in this branch of natural history visit our laboratories in the course of a year to take advantage of the collection.

The fishes comprise about 10,000 specimens, mainly preserved in alcohol; among them many fresh-water fishes from Africa, **Ichthyology** including about 100 types, and good series from China.

The fossil fish collection is one of the largest, if not the largest, in America, comprising about 10,000 catalogued specimens; it includes the collection of Palæozoic fishes, especially arthrodire, made by Professor J. S. Newberry, and a series of fossil fishes from Europe and North America.

**Herpetology** The collection of frogs, salamanders and reptiles numbers about 110,000 specimens.

With the recent acquisition of the famous Rothschild collection from Tring Museum, a balanced representation of the birds of most of the world is now at hand in the study material. **Ornithology**

The North American collection has important series from the Middle Atlantic States, California, Texas, and Arizona; also Mexico, Guatemala, Nicaragua and Panama. South America is represented by collections from Colombia, Ecuador, Peru, Venezuela, Argentina, Paraguay and Brazil.

There are fine collections from different parts of Africa, the Brehm collection of European birds, the Mathews collection of Australian species, part of the Buller collection from New Zealand, the Whitney collection of South Sea Island birds, Whitehead's Philippine collection, the Lawrence, Maximilian and Verreaux collections, large series of sea birds, and extensive representations of the birds of Indo-Malaya, Persia, Galapagos Islands, Hawaii and many other regions are of extreme importance and often of additional historical significance.

Aside from the mammals of North America, great and small, the **Mammalogy** collection includes extensive series from South America; Asia, particularly Mongolia; Africa, especially the Congo region, and Australia.

The study collection comprises a large number of preserved specimens of many kinds of animals suitable for comparative anatomical investigations, and a general osteological collection for the use of research workers and postgraduate students.

The human skeleton material includes the large Felix von Luschan collection, representing the racial types of existing man, and in addition a number of special collections from the American Indians.

The ethnological study collections comprise extensive series from the Pacific Islands, Philippine Islands, Siberia, China, Central and South Africa, South America, and the various culture areas in North America.

In archæology there are large series of characteristic stone objects from the various states of the union. There are full collections from excavated sites in California, New York, Georgia, Kentucky, Tennessee, Arizona, and New Mexico, and a special series from the Trenton Valley, New Jersey. There is also much material from Mexico, Bolivia, Peru, Europe and China.

The Museum Library, located on the fifth floor, contains about 117,000 volumes on various branches of natural history (except botany), anthropology and travel. It has an unusually fine collection of scientific periodicals and standard classics. Like other museum libraries, it is of necessity adapted for reference only, but may be consulted freely by the public during the hours that the Museum is open, except on Sundays and holidays; the Library is also closed on Saturdays from June to September. The Osborn Library, founded by President Henry Fairfield Osborn, is also on the fifth floor and contains all the important works on vertebrate palæontology.

An important part of the Museum, not seen by the public, is the workshops, located in the basement and provided with machinery of the most improved pattern. Here, among other things, are constructed the various types of cases used in the Museum, including the light, metal-frame case, devised in the institution.

Another important part is the fully equipped printing establishment.

Still other rooms, which, of necessity, are not open to the public, are the laboratories, wherein is carried on the varied work of preparing exhibits, work which calls for the services of a considerable number of artists and artisans.

Here are cast, modeled or mounted, the figures for the many groups from Man to Myxine; here leaves are made to grow and flowers to bloom as accessories<sup>1</sup> for beasts, birds and fishes, to say nothing of reptiles and

<sup>1</sup>See *Guide Leaflet* No. 54.

amphibians, and here, with painstaking care, are slowly created in glass and wax the magnified copies of invertebrates.

From all this may be gathered that a museum is a very busy place, much more so than the casual visitor is apt to imagine. In fact, a very good museum man has said that a museum is much like an iceberg, seven-eighths of it under water and invisible.

## POPULAR PUBLICATIONS

### Relating to the Exhibits or to the Work of the Museum

These are plainly written accounts of the exhibits or of the subjects illustrated by the exhibits and are intended to give much more information than could be put on labels.

They may be purchased at the Sales Booth in Memorial Hall or from the Librarian.

Leaflets and Handbooks not included in this list are out of print and, in most cases, will not be reprinted. Copies may be consulted, however, in the Museum Library.

**Prices are net; postage is extra** (3 cents for each Leaflet and 10 cents for each Handbook).

Mail orders should be accompanied by money orders, checks or stamps (not cash), to cover the purchase price and mailing cost, and may be addressed to

THE LIBRARIAN

The American Museum of Natural History  
77th Street and Central Park West  
New York, N. Y

### HANDBOOKS

These deal with subjects illustrated by the collections, rather than with the objects themselves. They are frequently used as text-books.

- No. 1. North American Indians of the Plains.** BY CLARK WISSLER, Ph.D., Curator-in-Chief, Department of Anthropology. Third Edition. September, 1927. 172 pages, maps and illustrations. Cloth, **\$1.00.**

This gives an account of the Material Culture, Social Organization, Religion, Ceremonies, Art and Languages of the Plains Indians of North America.

- No. 2. Indians of the Southwest.** BY PLINY EARLE GODDARD, Ph.D., Third Edition. July, 1927. 201 pages, maps and many illustrations. Cloth, **75 cents.**

A résumé of our present knowledge of these interesting Indians: Among the subjects treated are the Spanish Conquest, Cliff Dwellings, Native Weaving, the Potter's Art and the Hopi Snake-Dance.

- No. 3. Ancient Civilizations of Mexico and Central America.** BY HERBERT J. SPINDEN, Ph.D. Third Edition, revised and enlarged, September, 1928. 270 pages, 75 illustrations. Cloth, **\$1.00.**

Intended as a general commentary and explanation of the more important phases of the ancient life and history of the Indians of Mexico and Central America, popularly considered as Aztecs, but actually including a number of distinct though related races, notably the Maya.

- No. 8. Peoples of the Philippines.** BY A. L. KROEBER, Professor of Anthropology, University of California. Second and revised edition. October, 1928. 224 pages, maps and illustrations. Cloth, \$1.00.  
Their Religion, Arts, and Occupations.
- No. 9. Birds of the New York City Region.** BY LUDLOW GRISCOM. November, 1923. 400 pages, map and illustrations. Cloth, \$1.00.  
Gives detailed information about the birds of this region and tells where and when they are to be found.
- No. 10. Indians of the Northwest Coast.** BY PLINY EARLE GODDARD, Ph.D. May, 1934. 176 pages, many illustrations. Cloth, 75 cents.  
Tells of the customs, religion and art of these expert workers in wood and carvers of totem poles.
- No. 11. Old Civilizations of Inca Land.** BY CHARLES W. MEAD. September, 1932. 141 pages, many illustrations and a map. Cloth, \$1.00.  
Describes the arts and industries of the highly civilized Incas, their marvelous textiles and extraordinary skill in stone work.
- No. 12. The Story of the Minerals.** BY HERBERT P. WHITLOCK, C.E., Curator of Mineralogy. December, 1925. 144 pages, colored frontispiece and many illustrations. Cloth, 75 cents.  
Puts into simple form the "How?" and the "Why?" of mineralogy.

### ILLUSTRATED GUIDE LEAFLETS

These describe some exhibit, or series of exhibits, of special interest or importance, or may deal with the contents of an entire hall.

- No. 28. The Habitat Groups of North American Birds.** BY FRANK M. CHAPMAN, Curator of Ornithology. Fifth edition. 1930. 66 pages, 36 illustrations. Price, 25 cents.  
These celebrated groups are designed to illustrate not only the habits but also the haunts, or habitats, of the species shown. The backgrounds are careful studies from nature and each represents some definite locality. Twenty-eight of these groups are shown in this leaflet.
- No. 36. The Evolution of the Horse in Nature and under Domestication.** BY W. D. MATTHEW, Ph.D., and S. H. CHUBB. Fifth revised edition. June, 1927. 67 pages, 39 illustrations. Price, 25 cents.  
The geologic history of the Horse affords the most complete and convincing illustration of evolution among mammals. This leaflet, based upon material in this Museum, describes the successive stages in its evolution from the four-toed "Eohippus no bigger than a fox" to the single-toed horse of to-day.
- No. 38. Our Common Butterflies.** BY F. E. LUTZ, Curator of Entomology, and F. E. WATSON. Fifth and revised edition. May, 1926. 20 pages, two color plates and many illustrations. Price, 15 cents.  
Describes and figures, life size, the majority of butterflies seen not only in the vicinity of New York City but in our eastern states generally.

- No. 39. **How to Collect and Preserve Insects.** By F. E. LUTZ, Curator of Entomology. Sixth edition. September, 1927. 27 pages, 12 illustrations. Price, 10 cents.

The purpose of this work is sufficiently explained by its title. It will be found very useful by those wishing to collect and study insects.

- No. 41. **The Indians of Manhattan Island and Vicinity.** By ALANSON SKINNER. Fourth edition. July, 1926. 63 pages, 27 illustrations. Price, 20 cents.

There is no subject which makes a more forceful appeal to the student, the historian or even the general reader than that of the native inhabitants of what is now Greater New York, yet there is no subject on which it is more difficult to obtain information. It is the object of this leaflet to briefly supply this information so far as it is available.

- No. 42. **The Big Tree and Its Story.** By GEORGE H. SHERWOOD, Curator, Department of Public Education. Fifth edition. December, 1929. 31 pages, 9 illustrations. Price, 15 cents.

Includes the labels by Ellsworth Huntington, telling how the relation of climate to history is recorded by the Big Trees.

- No. 45. **A Brief Guide to Public Health Exhibits in The American Museum of Natural History.** By LAURENCE V. COLEMAN. Second edition. February, 1929. 15 pages. Price, 5 cents.

Dealing with water supply, disposal of municipal wastes, and insect-borne diseases; an outline for teachers and students.

- No. 46. **Peruvian Art.** A Help for Students of Design. By CHARLES W. MEAD. Fifth edition. December, 1929. 24 pages, 9 full-page plates. Price, 10 cents.

Shows how the strange designs on the textiles and pottery of the ancient Peruvians are really representations of birds, of beasts, and of fishes that have gradually been transformed from pictures of animals to curious figures in which only the trained student can recognize the creatures depicted.

- No. 49. **The Collection of Minerals.** By HERBERT P. WHITLOCK, C.E., Curator of Mineralogy. Third edition. June, 1926. 30 pages, 22 illustrations. Price, 15 cents.

Describes in a general way the collection of minerals in Morgan Hall.

- No. 50. **Indian Beadwork.** By CLARK WISSLER, Ph.D., Curator-in-Chief, Department of Anthropology. Second edition. June, 1931. 31 pages, 25 illustrations. Price, 20 cents.

A description of the technique employed in bead and quill work, with a series of design motives from typical Plains Indian beadwork.

- No. 52. **The Hall of the Age of Man.** By HENRY FAIRFIELD OSBORN. Fifth edition, revised and enlarged. October, 1929. 54 pages, numerous illustrations. Price, 30 cents.

Describes the exhibits illustrating what is known of the origin, relationships and early history of man as deduced from his remains and implements, also the paintings by Knight showing the animals by which man was surrounded in the early stages of his existence.

- No. 54. Plants of Wax.** BY LAURENCE VAIL COLEMAN. Second edition, February, 1928. 16 pages, many illustrations. Price, **15 cents**.  
Tells how reproductions of flowers and foliage, such as are used in the various groups, are made.
- No. 55. Basketry Designs of the Mission Indians.** BY A. L. KROEBER, Ph.D., Professor of Anthropology, University of California. 20 pages, 8 full-page plates. Second edition. November, 1926. Price, **15 cents**.  
Basket-making among the Mission Indians with special emphasis on an analysis of designs.
- No. 56. The Geology of New York City and Vicinity.** BY CHESTER A. REEDS' Ph.D., Curator of Geology and Invertebrate Palæontology. Third edition, April, 1930. 36 pages, many illustrations. Price, **20 cents**.  
Gives a short résumé of the outstanding geologic features of the region. The age of the rocks, their distribution and the fossils found therein are also discussed.
- No. 59. The Preparation of Rough Skeletons.** BY FREDERIC A. LUCAS. January, 1927. 15 pages, 11 illustrations. Price, **10 cents**.  
Skeletons are necessary not only for the student of the life of to-day, but for the palæontologist.
- No. 61. The Capture and Preservation of Small Mammals for Study,** BY H. E. ANTHONY, Curator, Department of Mammalogy. Second edition. September, 1927. 53 pages, 24 illustrations. Price, **15 cents**.  
An important manual for collectors and travelers interested in the small quadrupeds that are so little seen and are yet of great importance.
- No. 63. Indian Costumes in the United States.** BY CLARK WISSLER, Curator-in-Chief, Department of Anthropology. July, 1926. 32 pages, 19 illustrations. Price, **15 cents**.  
Takes up geographical variations in American Indian costume—materials, patterns, and decoration.
- No. 64. Meteorites, Meteors and Shooting Stars.** BY FREDERIC A. LUCAS. Second edition, 1930. 24 pages, 15 illustrations. Price, **15 cents**.  
A popular account of these visitors from the sky which have aroused the interest of beholders from the earliest times and have been variously regarded as messages from the gods, parts of comets, and fragments of a lost world.
- No. 68. Bird Hunting in Central Park.** BY LUDLOW GRISCOM. December, 1926. 11 pages, 4 illustrations. Price, **5 cents**.  
Shows how much may be done by those who can not go far afield; contains a list of all birds seen in Central Park.
- No. 69. Distributional List of the Reptiles and Amphibians of the New York City Region.** BY G. KINGSLEY NOBLE, Curator of Herpetology. Second edition. March, 1929. 9 pages. Price, **5 cents**.  
A preliminary statement of the general ranges of our local reptiles and amphibians.

- No. 70. The Hall of Dinosaurs.** BY FREDERIC A. LUCAS. Second edition. December, 1928. 20 pages, 15 illustrations. Price, 10 cents.

A brief history of the Dinosaurs, with special reference to the Museum exhibit.

- No. 71. The Maoris and Their Arts.** BY MARGARET MEAD, Assistant Curator of Ethnology. May, 1928. 38 pages, 23 illustrations. Price, 15 cents:

Covers work in greenstone, wood-work, weapons, textiles and tattooing, with special reference to decorative art.

- No. 72. A Drama of the Microscope.** BY ROY WALDO MINER, Curator of Marine Life. April, 1931. 16 pages, many illustrations. Price, 10 cents.

Describes the new Rotifer group and contains a key to the numerous animals represented.

- No. 73. Pottery of the Southwestern Indians.** BY PLINY EARLE GODDARD, Ph.D. December, 1928. 30 pages, 22 illustrations. Price, 15 cents.

Describes the methods of making the pottery as well as sequence of types.

- No. 74. Outposts of the Sea.** BY ROY WALDO MINER, Curator of Marine Life. June, 1929. 14 pages, numerous illustrations. Price, 10 cents.

Describes the abundant animal life of the tidal zone—that strip of shore which is alternately submerged and laid bare by the daily rise and fall of the tides.

- No. 75. How Old is the Earth?** BY CHESTER A. REEDS, Ph.D., Curator of Geology and Invertebrate Palæontology. May, 1931. 20 pages, one color plate and many illustrations. Price, 20 cents.

A clear presentation of how the earth reveals its age by the slow process of deposition and disintegration. A useful chart and clock of geological time are given.

- No. 76. Guide to the Hall of Biology of Mammals.** BY ROBERT T. HATT, Ph.D., Assistant Curator of Mammals. November, 1933. 50 pages, numerous illustrations. Price, 30 cents.

A guide not only descriptive of the Hall but serving also as an introduction to the major groups of mammals and some of their points of biological interest.

- No. 77. Comets, Meteors, and Meteorites.** BY CHESTER A. REEDS, Ph.D., Curator of Geology and Invertebrate Palæontology. June, 1933. 16 pages, 21 illustrations. Price, 10 cents.

Describes the origin, action and composition of these mysterious travelers of the sky.

- No. 78. Forty Tons of Coral.** BY ROY WALDO MINER, Ph.D., Curator of Living Invertebrates. July, 1933. 15 pages, 21 illustrations. Price, 10 cents.

The story of the preparation of the immense Coral Reef Exhibit now nearing completion in the new Hall of Ocean Life.

- No. 79. Jade, and the Antique Use of Gems.** BY HERBERT P. WHITLOCK, C.E., Curator of Minerals and Gems. January, 1934. 23 pages, 38 illustrations. Price, 15 cents.

A popular discourse on the appeal of color and rarity of certain minerals, to primitive as well as modern man, their use as charms, symbols, and for personal adornment, with a special chapter on the mythology, and symbolism expressed in the carvings of jade, "the jewel of heaven."

- No. 80. Diving in Coral Gardens.** BY ROY WALDO MINER, Ph.D., Curator of Living Invertebrates. 18 pages, numerous illustrations, colored frontispiece. November, 1933. Price, 10 cents.

An account of a scientist's work beneath the clear waters of the coral reefs of the Bahamas.

- No. 81. The World of Fishes** (recent and fossil). BY WILLIAM KING GREGORY, Ph.D., Curator of Living and Extinct Fishes, and Francesca R. La Monte, B.A., Associate Curator. 1934. 90 pages, 18 illustrations. Price, 25 cents.

A guide to the fish collections in the American Museum.

- No. 82. Building the Museum Group.** BY ALBERT E. BUTLER, Associate Chief, Department of Preparation and Exhibition. 1934. 30 pages, 17 illustrations. Price, 15 cents.

- No. 83. The Kingdom of the Tides.** BY ROY WALDO MINER, Ph.D., Sc.D., Curator of Living Invertebrates. July-August, 1934. 18 pages, frontispiece in color, numerous other illustrations. Price, 15 cents.

Some of the creatures one may find along the shore-line of New England.

- No. 84. Jade, Amber, and Ivory.** BY HERBERT P. WHITLOCK, C.E., Curator of Minerals and Gems. September, 1934. 16 pages, numerous illustrations. Price, 15 cents.

- No. 85. Earthquakes.** BY CHESTER A. REEDS, Ph.D., Curator of Geology and Fossil Invertebrates. December, 1934. 16 pages, numerous illustrations. Price, 10 cents.

An account of sharp movements of the earth, with an explanation of the instruments that record them.

- No. 86. Introduction to Human Anatomy.** BY WILLIAM K. GREGORY, Ph.D., Curator of Comparative and Human Anatomy, and Marcelle Roigneau, Staff Assistant in Comparative Anatomy. 1934. 82 pages, 26 illustrations. Price, 25 cents.

Guide to Section I of the Hall of the Natural History of Man.

- No. 87. The Netsuke of Japan.** BY HERBERT P. WHITLOCK, C.E., Curator of Minerals and Gems. February, 1935. 12 pages, numerous illustrations. Price, 15 cents.

- No. 88. Arts and Crafts in Central America.** By GEORGE C. VAILLANT, Ph.D., Associate Curator of Mexican Archaeology. 1935. 102 pages, many illustrations. Price, **35 cents**.
- No. 89. A Transplanted Coral Reef.** By ROY WALDO MINER, Ph.D., Sc.D., Curator of Living Invertebrates. April, 1935. 16 pages, numerous illustrations. Price, **10 cents**.  
A description of the Bahama Coral Reef Group in the Hall of Ocean Life at the American Museum.
- No. 90. Alphabetical Guide to the Bird Exhibits in The American Museum of Natural History.** By FRANK M. CHAPMAN, Sc.D., Curator of Birds. July, 1935. 15 pages, Price, **5 cents**;
- General Guide to the Exhibition Halls.** Twentieth edition. 1935. 156 pages, many illustrations. Price, **35 cents**.
- Natural History**, a magazine published monthly (excepting July and August), containing articles of general interest on natural history and travel, profusely illustrated. Subscription price **\$3.00** annually; separate numbers, **50 cents**;
- Junior Natural History**, a magazine published monthly, containing articles of general interest on natural history, especially written for children, profusely illustrated. Subscription price, **\$1.00** annually; separate numbers, 10 cents. Special rates for subscriptions from schools.

# INDEX

(**Bold face type indicates illustrations**)

- Administration, 11
  - Officers 2 (cover)
  - Offices 48, 134
- Africa
  - Akeley Hall; see Appendix
  - Birds 71, 139
  - Bronzes 107
  - Egypt 74
  - Ethnology 106, 140
  - Fishes 139
  - Masks 107
  - Mammals 33, 84, 109, 139; see Appendix
  - Mollusks 139
  - Pygmies 84, **85**
- Age of Mammals Hall (Osborn Hall) 111, 113, 115
- Age of Man Hall (Osborn Hall) 109, **110**
- Age of Reptiles 113
- Alaska 35, 37, 40, 41, 61, 80, 96, 98 99, 109
- Albinos 64, 72, 88
- Allen Hall 60-66
- Allosaurus 119
- Amphibians 90, 93, 136
- Amundsen Sledge 18
- Anatomy, Comparative 26, 102-**104**, 105, 127, 140
- Ankylosaurus 118
- Annulates 23, 26
- Antarctic Birds 70
- Antelope, 61, **62**
- Anthropology, Archaeology, Ethnology
  - 37-40, 49-58, 74-83, 105, 106, 107, 131-133, 134, 135, 140
- Apache 54, 55, 56, **57**
- Arapaho Indians 51, **52**
- Archaeology, see Anthropology
- Archaeopteryx 73
- Arctic Birds 70, 96, 98, 99
- Arctic Mammals 61, 64
- Arthrodiros 139
- Arthropods 23, 26, 27
- Ascidians 26, 27
- Asia 66, 67, 68, 69, 84, 105, 106, 109, 115, **117**, 136, 139, 140
- Astronomy 19, 74, 79, 120
- Auditorium, Assembly Halls 19, 40, 48
- Auduboniana 101-102
- Auk 71, 98, 101
- Australia 30, 40, 71, 73, 86, 107, 109, 123, 132, 139
- Aztec 19, 58, 74, **78**, 79
- Bacteria 43
- Baluchitheres 115
- Baskets
  - Chinese 106
  - Indian 40, 51, 54, 56
  - Philippine Islands 133
- Bats 45, 46, 66, 88
- Bears 61
- Beaver 61, 64, **65**
- Bench Mark 14
- Bering Sea Bird Group 96, 98
- Beryl Crystals 14
- Bickmore Memorial Corridor 48
- Big Game Fishes 32
- Big Tree of California 20
- Biological Exhibits 20, 29, 32, 41, 90, 93, 105, 125
- Birds
  - African 71, 139
  - Antarctic 70
  - Arctic 70, 96, 98, 99
  - Auduboniana 101
  - Australia 71, 139
  - Bird Rock Group 101
  - Central America and Mexico 139
  - Eggs 73, 98, 100, 101
  - Europe 139
  - Extinct **69**, **70**, 71-72, 100
  - Flight 69
  - Fossil 73, 111, 136
  - Local **72**, 73, **94**, 95
  - Natural History of 72
  - New Zealand 139
  - North American **70**, **71**, **72**, 73, **92**, 93, **94**, 95-**97**, 98-**100**, 101, 135, 139
  - of the World 59, 69, 139
  - Orizaba Group 13, **92**, 94
  - Paradise 73
  - Philippines 139
  - Seasonal Collection 73
  - South American 70
  - South Sea Islands 139

- Study Collections 139
- Systematic or Synoptic Collections 69-71, 73
- Variation 29
- Bison **60**
- Blackfish 33
- Blankets
  - Chilkat 40
  - Navajo 54, **55**
- Blind, Work with 13, 14
- Boar 64
- Bobolinks 72, 95
- Booby and Man o' War Bird Group 98
- Bookshop 7
- Borneo 84
- Brant's Cormorant 96
- Brontosaurus 13, 88, 116, **118**, 119
- Bronzes **106**, 107
- Brown Pelican 95-96, **97**
- Bryozoa Group 27
- Buffalo 51, 52, 55, **60**, **68**
- Building Stones 40
- Bulletin Board or Directory 7
- Busts
  - American Men of Science 18
  - Burroughs 74
  - Darwin 20
  - Muir 20
  - Sargent 20
- Butterflies **89**, 90
- California Condor 96
- California Gray Whale 33
- California Ground Squirrel 47
- Camels 111, 113, 136
- Canoes 37, 132
- Caribou 59, 61
- Catlin Paintings **53**
- Cats 64, 113
- Cave
  - Castillo 79
  - Copper Queen 123
  - Tuc d'Audoubert 80
  - Weyer's 123, **124**
- Cave Man 79, 80
- Central America 74-79
- Central Asiatic Expeditions 115, **117**
- Chama Indians 83
- Check Room 7
- Chilkat Blankets 40
- Chinese Collections 105, **106**, 139, 140
- Chipmunk 66
- Chordates 26, 27, 139
- Clam 26, 34
- Cliff Dwellings 56, 58
- Cobb's Island Group 94
- Codices 78
- Condor 69, 96
- Congo Collections 107, 139
- Contents 4
- Copper Queen Cave 123
- Copper Queen Mine 122-123
- Corals 22, 27, 32, 33, **36**
- Cormorant 96, 98, 99
- Corn Goddess 74
- Corythosaurus 116
- Costa Rica 74, 76, 77, 78
- Coyote 61, 64
- Crabs 23, 26, 27, **30**
- Crane 95, 99, **100**
- Cro-Magnon Artists **110**
- Crustaceans 26, 27, 139
- Cypress Swamp Group 93
- Darwin
  - Bust 20
  - Hall 20, **24-25**, 29, 72
- Dean, Bashford, Memorial Hall 115
- Deep Sea Fishes **31**, 32
- Devilfish 32
- Dinosaurs **114**, 115, 116, 119, 136
  - Eggs 115, **117**
- Dodo **70**, 71
- Dog Feast **53**
- Dogs 29, 86, 113, 127
- Dogfish 102
- Dog Society Dancer **52**
- Dolphin 33
- Draft Horse **127**
- Dragon Lizards 90, **91**
- Drummond Collection of Jade 132
- Duck Hawk **94**, 95
- Ducks **69**, **71**, 72, 95, 101
- Eagle 69, 99
- Easter Island Image 131
- Education 7, 8, 9, 11-14, 40, 48, 73
  - Hall 48
- Eggs
  - Birds 73, 98, 100, 101

Dinosaur 115, **117**  
 Fish 30, 32, 103  
 Vertebrates 26, 88  
 Egrets 72, 96, 98  
 Egypt 74  
 Elephant Seal 35  
 Elephants **67**, 88, 109  
 Elevators 7  
 Elk 61, 64, 108  
 Ellsworth 18  
 Entrance Archway 14  
 Eohippus 111  
 Eskimo **39**, 40  
 Eskimo Curlew 72  
 Ethnology, see Anthropology  
 Europe  
   Birds 139  
   Fossil Fishes 139  
   Man 79, 80, 109, **110**, 111, 140  
 Expeditions 7, 13, 32, 40, 58, 86, 115,  
   117, 131, 135  
 Extinct Birds **69**, **70**, 71-72, 100  
 Extinct Fishes 30  
 Extinct Mammals 109, 113, 115  
  
 Family Tree of Animals 22  
 Feather Cape 131  
 Finches 70  
 Fire Walker 131  
 Fishes  
   Africa 139  
   Big Game 32  
   Comparative Anatomy 102-103  
   Deep Sea **31**, 32  
   Eggs 30, 32  
   Fossil 32, 103, 115, 125, 136, 139  
   Hall of 30, **31**, 32  
   Hall of Ocean Life **36**  
   Study Collections 136, 139  
   Systematic Exhibit 30  
  
 Flamingo Group 98  
 Flatworms 23  
 Flea 29, **43**, 47  
 Florida Cypress Swamp Group 93  
 Florida Great Blue Heron Group 95  
 Florida Rookery Group 98  
 Fly 43, **44**, 46, 47  
 Food Economics 41-42

Fossils  
   Birds 73, 111, 136  
   Fishes 32, 103, 115, 125, 136, 139  
   Formation 108  
   Horse 111, **112**, 115, 136  
   Invertebrate 119-126, 136  
   Mammals 105, 108, 109, 111, **112**,  
     113, 115, 134, 136  
   Man 109  
   Primates 105, 113  
   Reptiles 113, **114**, 115, 116, **118**, 119,  
     136  
   South American 109  
   Trees 20, 126  
   Vertebrates 105, 108, 109, 115, 120,  
     125, 134, 136  
 Fowls 29  
 Foxes 64, 66  
 Frogs 139  
 Fur Seal 35  
  
 Geese 69, 100  
 Gems 128-131  
 Geology 30, 32, 40-41, 102, 115, 119-126,  
   134, 136  
   Manhattan 41, 121  
   Models 120-123  
 Gila Monster 93  
 Glacial Grooves, Glacial Pothole 14  
 Gold Objects 74, 76, 80  
 Goose (Wild) Group 100  
 Gorilla 84  
 Grand Canyon 120  
 Grebes 72, 73, 101  
 Ground Sloth 109, 111  
 Groups  
   Africa 107  
   Birds 13, 59, **69**, **71**, **72**, 73, **92**, 93, **94**-  
     96, **97**-99, **100**, 101  
   Fishes 30-**31**, 32, 115  
   Indians 13, 37, 53, 54, 56, **57**  
   Insects **89**, 90  
   Mammals 13, 34, 35, 47, 59, **60**, 61, **62**,  
     **63**, 64, **65**, **66**, **67**, **68**, 69, 109, 113  
   Marine Invertebrates, 22-**24**-**25**, 26-  
     **28**, 29-**30**, 32, 33, **36**  
   Pacific Islands 131  
   Reptiles 90, **91**, 93  
  
 Guatemala 74, 77  
 Guiding 7, 8, 10

- Hackensack Meadow Group 95  
 Haida Group 37  
 Hare 66  
 Hawaiian Feather Cape 131  
 Hayden Planetarium 6, **19**, 41  
 Heath Hen 71  
 Heredity 29  
 Heron 95, 98  
 History 11  
 Honduras 74  
 Hopi 13, 56  
 Horse  
     Evolution 111, **112**, 135  
     Fossil 111, 112, 115, 136  
     Skeletons **127**  
     Under Domestication **127**  
 Hybrids 72  
 Hydroids 22, 27
- Iguana Group 93  
 Indians  
     Art 80  
     Baskets 40, 51, 54, 56  
     Blankets 40, 54, **55**  
     Canoe 37  
     Groups 13, 37, 53, 54, 56, **57**  
     New York 49, 51, 135  
     North Pacific Coast **37**, **38**, 40  
     Plains 51, **52**, **53**, 54, 55, 135  
     Pottery 49, 51, 56, 58, 80  
     Prehistoric 56  
     Pueblo 56, 58  
     Societies 52, 53  
     South American 80-83  
     Southeast 49  
     Southwest 54, 55, 56, **57**, 58  
     Study Collections 140  
     Sun Dance 53  
     Tipi 53, 55, 56  
     Woodlands 49-51
- Information 6-8  
 Insects 23, 26, 29, 42-47, 88, **89**, 90  
     Study Collections 139  
 Invertebrates 20-30, 34, 139, 141  
     Fossils 119-126, 136  
     Study Collections 139  
     Synoptic Series 22  
     Window Groups **24-25**, 26-28, 29, 30
- Iron, 80, 107, 133  
 Iroquois 49, **50**, 51
- Jade **76**, 132  
 Jaguar 64  
 Japanese Exhibits 105  
 Java 133  
 Jellyfish 22, 27  
 Jesup, Morris K.  
     Collection of North American Woods  
         20, 21  
     Memorial Statue **17**, 18  
     Tablet 20
- Keith Collection of Gold Objects 74  
 Key to Exhibition Halls 15  
 Klamath Lake Group 99, 101  
 Kwakiutl Indians 37, 40
- Laboratories, Workshops 20, 21, 93, 134  
     139, 140  
 Labrador Ducks **69**, 71  
 Lake Dwellers 79  
 Lamp-Shells 23  
 Lectures 7, 8, 9, 10, 13, 19, 35, 40, 48,  
     135  
 Lemuroids 103  
 Lemurs 84, 86, 113  
 Leopards 68  
 Libraries 7, 11, 48, 134, 140  
 Lindbergh Plane 35  
 Lizards 90, **91**, 93, 103  
 Lobsters 23, 26, 27, **30**  
 Loon Group 101  
 Lungfishes 30, 103
- Madagascar 84  
 Magnolia **21**  
 Malaysia 133  
 Mammals  
     Africa 33, 84, 109, 139; see Appendix  
     Age of, Osborn Hall 111, 113, 115  
     Arctic 61, 64  
     Asiatic 66, **67**, **68**, 69, 109, 139  
     Comparative Anatomy 102-105  
     Fossil 108, 109, 111, **112**, 113, 115, 136  
     Marine 32, **34**, 35  
     North American 59, **60**, 61, **62**, **63**, 64,  
         **65**, **66**, 139  
     of the World 86

- Synoptic Series, 86, 88, 105, 113
- Storage of Skins **137**
- Study Collections 139
- Mammoth 108, 109, **110**, 111, 119
- Man
  - Age of 109, **110**
  - Cave 79, 80
  - Insects and 23, 29, 43-47, 90
  - Natural History of 41, 42, 84, 86, 102, 103, 104, 105
  - Prehistoric 56, 79, 80, 81, **82**, 83, 109, **110**, 111, 113
  - Study Collections 140
- Man-o'-War Bird 98
- Man of War, Portuguese 22
- Manhattan
  - Geology 41, 121
  - Indians 49, 51, 135
  - Map of Lower **6**
- Manta 32
- Maoris 132
- Marine Worm Group 26
- Marsupials 66, 113
- Masks **79**
  - Africa 107
  - Hopi 56
  - Kwakiutl 40
  - Melanesia 132
- Mastodon 109, 111, 119
- Mayas 74, 76, 77, 78, 79
- Medicine Pipe 54
- Meetings 7, 13, 48
- Melanesia 132
- Melanos 88
- Members 7, 8, 9-10, 11, 12, 13, 40, 86, 135
  - Room 10, 86, **87**
- Memorial Hall 7, 18
- Meteorites 19, **41**, 120, 135
- Mexico 74, **75**, 76-79, 80, **92**, 94, 95, 139, 140
- Micronesia 132
- Military Hygiene 47
- Minerals 119, 120, 128-**130**, 131, 136
- Mink 66
- Mollusks 26, 27, 29, 139
- Mongolia 115, 117, 136, 139
- Monkeys 84, 86, 103, 113
- Moose 60, 61
- Morgan Memorial Hall of Minerals and Gems 128, **129**, 130, 131
- Mosquito 29, 43, **45**, 46, 47
- Mound Builders 79
- Mountain Sheep 61, 64
- Mount Mazama caldera model 121
- Mount Tom-Mount Holyoke model 121
- Mount Washington model 121
- Mummy
  - Chilean 83
  - Cloth **81**
  - Peruvian 81, **82**, 83
- Mural Paintings 19, 33, 37, **38**, 80, **110**, 111
- Museum
  - Administration 2 (cover), 11
  - Admission 6
  - Building **2**, 11
  - Definition 12
  - Floor Plans **18**, **59**, **84**, **108**, **134**
  - History 11
  - Information 6-8
  - Lectures 7, 8, 9, 10, 13, 35, 40, 48, 135
  - Location 6
  - Membership 7, 8, 9-13, 40, 86, 87, 135
  - Numbers reached by 13
  - Purposes 12, 13
  - School Service 7, 8, 9, 11, 13, 14, 19, 40, 48, 73
  - Support 9, 11, 12
- Musical Instruments 107
- Muskox 61
- Muskrat 61, 66
- Mussels 26, 27
- Myriapods 23, 139
- Narwhal 33
- Natural History magazine 9, 135, 148
- Natural History Junior magazine 135, 148
- Nature Room 48, 73
- Navajo 54, **55**, 56
- Nazca 83
- Neanderthal Man 109
- Negritos 133
- Newfoundland 88
- New Guinea 73, 132, 133
- New York City
  - Birds near **72**, 73, **94**, 95
  - Harbor model 43

- Indians 49, 51
- Mammals near 64, **66**
- Manhattan **6**, 41, 49, 51, 121, 135
- Model 121
- Water Supply 42, 43
- New York State Theodore Roosevelt Memorial 73; see Appendix
- New Zealand 132, 139
- Niagara Falls model 120
- Nicaragua 139
- North America
  - Birds 70, **71**, **72**, 73, 93-101, 139
  - Ethnological Study Collections 140
  - Fossil Fishes 139
  - Geology 120, 126
  - Indians 37, 49, 51, 54
  - Mammals 59, **60**, 61, **62**, **63**, 64, **65**, **66**, 139
  - Prehistoric Man 56, 79
  - Woods 20, 21
- North Pacific Hall 37
- Oarfish 32
- Ocean Life Hall 26, 32-**34**, 35, **36**, 88
- Officers 2 (cover)
- Offices 48, 134
- Opossum 66, 103, 113
- Orang Utan 84
- Orizaba Group 13, **92**, 94
- Osborn Halls 109, **110**, 111, 113, 115
- Osborn Library 134, 140
- Ostriches 70
- Otter 66
- Oyster 23, 26
- Pacific Islands Collections 131, 140
- Pack Rat 61
- Paintings
  - Astronomic 19
  - Audubon 101, 102
  - Backgrounds 54, 69, 93, 120, 122
  - Catlin **53**
  - in Members' Room 86
  - Murals 19, 33, 37, **38**, 80, **110**, 111
  - Under-sea 35
  - Water Supply 42
- Palaeogeographic models 122
- Palaeoscincus 119
- Panama 45-46, 81, 94, 122, 139
- Peary Collection 18, 40, 61, 64
- Peccary 61, 64
- Pelican 95-96, **97**, 99
- Peruvian Collections 12, 80, **81**, **82**, 83, 139, 140
- Philippine Islands 88, 133, 139, 140
- Photographs 8, 18, 43, 46, 48, 51, 86
- Pigeons 29, **70**, **71**
- Pigs 64, 113
- Pike's Peak model 121
- Pioneers of American Science 18
- Planetarium, Hayden 6, **19**, 41
- Platypus 86
- Polar Exhibit 18
- Polynesia 132
- Polyps 22, 139
- Porcupine 66
- Porpoises 32, 33, 88
- Porto Rico 83, 121
- Pothole, Glacial 14
- Potomac River model 120
- Pottery
  - Central America and Mexico **74**, **78**
  - Chinese 106
  - Indian 49, 51, 56, 58, 80
  - Nazca 83
  - Old World 80
  - Philippine 133
  - Peru 80, 81, 83
  - United States 80
- Prairie Chicken 100
- Prairie Wolf 64
- Preparation 108, 109, 134, **138**, 140
- Prehistoric Man 56, 79, 80, 81, **82**, 83, 109, **110**, 111, 113, 140
- Primates 22, 84-86, 103, 105, 113
- Pronghorn Antelope 61, **62**
- Protozoa 22, 27, 29, 42, 139
- Ptarmigan **71**, **72**, 99
- Public Health 41-47
- Publications 7, 9, 12, 13, 18, 135, 142-148
- Pueblo Indians 56, 58
- Puma 61, 64
- Pygmies 84, **85**, 133
- Quartz Crystal **130**
- Rabbit 61, 66, 113
- Rat 29, 42, 43, 47, 64
- Reading Room 134
- Tables 134

- Reptiles 90, **91**, 93, **114**, 115, 116–**118**,  
     119, 136, 139  
 Restaurant 8, 59  
 Rhinoceros, Fossil 108, 111, 113, 136  
 Robin Group 13, **72**  
 Rocky Mountain Goat 61, 64  
 Rodents, Fossil 113  
 Roosevelt Elk 61, 64  
 Roosevelt, Theodore, Memorial 73; see  
     Appendix  
 Rotifers 23, **28**, 29  
 Roundworms 23
- Sage Grouse 99  
 Sailfish 32  
 Salamanders 93, 103, 139  
 Sales Booth 7  
 Samoa 132  
 San Francisco model 121  
 Sandhill Crane 95  
 San Joaquin Valley Group 96  
 Saurolophus 116  
 School Nature Room 48, 73  
 School Service 7, 8, 9, 11, 13, 14, 19, 40,  
     48, 73  
 Sea  
     Anemones 22, 27, **36**  
     Birds 96, 139  
     Cucumbers 23  
     Elephant 35  
     Fans 22  
     Lilies 23  
     Lion **34**, 35  
     Mats 23, 27  
     Plumes 22  
     Rovers 30  
     Spiders 27  
     Squirts 26, 27  
     Stars 23, 27, 139  
     Urchins 23, 139  
 Seals 35  
 Seismograph 18  
 Seneca Lake 121  
 Sharks 30, 32, 102, 103, 105, 115  
 Sheep, Mountain 61, 64  
 Shellmound Dwellers 79  
 Shells 32, 34–35  
 Shore Mollusk Group 26  
 Siberia 96, 105, 140  
 Silver 80
- Sketching and Photographing 8  
 Skunk 66  
 Sledges, Amundsen and Peary 18  
 Sloth, Ground 109, 111  
 Snake-bird Group 95  
 Snake Dance 56  
 Sound Bottom Group 27, **30**  
 South America 61, 64, 70, 80–83, 84,  
     109, 139, 140  
 South Asiatic Mammals **67**, **68**, 69  
 Spiders 23, 46, 90, 139  
 Sponges 22, 27, 139  
 Squid 33  
 Squirrels 47, 64, 66, 113  
 Staff, Scientific 2 (cover)  
 Standing Stone model 121  
 Starfish 23, 27, 139  
 Stelae 74, 78–79  
 Storage of mammal skins **137**  
 Struggle for Existence 29, **30**  
 Struthiomimus 116  
 Study Collections 134, 136–141  
 Sun Dance 53  
 Sunfish 32  
 Sun Shell 29  
 Swans 72, 98, 99  
 Systematic or Synoptic Collections  
     Birds 69, 71  
     Central America 74  
     Fishes 30  
     Horses 111  
     Invertebrates 22  
     Mammals 86, 105, 113  
     Primates 84, 105  
     Vertebrates 22
- Tahitians 131  
 Tapeworms 23  
 Temporary Exhibits 48, 86  
 Textiles  
     African 107  
     Indian **38**, 40, 51, 54, **55**, 56, 80  
     Pacific Islands 131  
     Peruvian 12, 80, **81**, **82**, 83  
     Philippine Islands 133  
     Siberia 105  
 Thrushes 70, 73  
 Tibet 106  
 Tide Pool Group **24–25**, 27  
 Tiger 66, 109

- Tipi 53, **55**, 56
- Titanotheres 115
- Tlingit 40
- Toltecs 74
- Tonga 132
- Topogeologic models 120
- Totem Poles **37**
- Trachodon 116
- Trephined Skulls **82**
- Trees
  - Fossil 20, 126
  - North American 20, 21
- Triceratops **114**, 116
- Trumpeter Swan 72
- Trustees 2 (cover), 9, 11
- Turkey Vulture 96
- Turkey, Water 95, 98
- Turkey, Wild 72, 95
- Turtles 30, 93, 136
- Types
  - Fishes 139
  - Fossils 125, 136
- Tyrannosaurus 13, 116
- Ungulates 115
- Van Horn model 120
- Variation 29, 72
- Vernay-Faunthorpe Hall of South
  - Asiatic Mammals **67**, **68**, 69
- Vertebrates 26, 27, 88, 90, 102, 103, 105, 108, 109, 111, 115, 125, 134, 136, 139
  - Synoptic Series 22
- Virginia Deer 61, 64
- Virgin Islands 121
- Walrus 35
- Wampus 49
- Warren Mastodon 109
- Water Buffalo **68**
- Water Supply 42, 47
- Water Turkey 95, 98
- Watkins Glen-Seneca Lake model 121
- Wax models 20, **21**, 22, 26, 134, 141
- Weasel Group **66**
- Weyer's Cave 123, **124**
- Whales 32, 33, 34, 35, 37, 88
- Wharf Pile Group 26, 27
- Whistling Swan 98, 99
- Whooping Crane 99, **100**
- Wildcat 61
- Wild Goose Group 100
- Wild Turkey 72, 95
- Window Groups **24-25**, 26-28, 29, **30**
- Wolf 13, 61, **63**, 64
- Woodchuck 66
- Wood Duck 72, 95
- Woods, North American 20, 21
- Woolly Rhinoceros 108, 111
- Workrooms, Workshops, Laboratories 20, 21, 93, 134, 139, 140
- Writing 54, 78
- Yellow Fever Mosquito 43, **45**, 46
- Yellowstone Park model 121
- Yosemite Valley model 121
- Yucatan 74
- Zapotec 74, 78
- Zuñi 56



**THE NEW YORK STATE THEODORE ROOSEVELT MEMORIAL**

Erected by the People of the State of New York

## APPENDIX

### THE THEODORE ROOSEVELT MEMORIAL

The Theodore Roosevelt Memorial, erected by the people of the State of New York to memorialize the man whose name it bears, was opened to the public January 19, 1936, by the President of the United States, Franklin Delano Roosevelt. A monumental structure, graceful in every line and inspired by the stately designs of the old Roman architecture, it conveys to the beholder an impression of spaciousness and enduring strength. The façade is composed of three bays which are separated by great Ionic columns fifty-four feet high. The central bay, or great arch, extends to a height of about sixty feet above the floor of the terrace. In the bays at either side are framed windows surmounted by carved roundels embodying the Seal of the United States and the Seal of the State of New York respectively. In the frieze of the entablature over the columns are inscribed the three words, TRUTH, KNOWLEDGE, VISION.

The whole central portion of the façade is crowned by a parapet wall against which are ranged four heroic figures over each column, Boone, Audubon, Clark, and Lewis, outstanding characters in the early history of the country. The central portion of the parapet bears the following inscription: STATE OF NEW YORK MEMORIAL TO THEODORE ROOSEVELT. These prominent features, together with its deep recesses, shadows, and reflections and its mammoth bronze screen windows, most successfully unite the exterior with the interior.

### MEMORIAL HALL

Passing through the entrance, one steps into the Memorial Hall itself. This Hall, exclusive of recesses, is 67 feet wide by 120 feet in length. The floor is richly patterned in marble mosaic, the walls, to a height of nine feet, being of St. Florient cream marble surmounted by mellowed limestone extending to an elaborate Corinthian cornice and culminating in an octagonal coffered barrel vault reaching to a height of 100 feet above the floor. At either end of this vaulted ceiling the walls are penetrated by large circular-headed windows which furnish the hall with ample daylight. The three recesses with a fourth containing the entrance arch have each two Roman Corinthian columns forty-eight feet high supporting the entablature. In the three great recesses have been placed mural paintings which form a most important part of the general decorative scheme and in themselves successfully



**THE THEODORE ROOSEVELT MEMORIAL HALL**  
In the New York State Theodore Roosevelt Memorial Building

## THE THEODORE ROOSEVELT MEMORIAL

portray the varied activities of Theodore Roosevelt. The artist, William A. Mackay, has given the north recess to the subject of "The Panama Canal," the south to "The Treaty of Portsmouth," and the west recess to "African Exploration." In these murals, covering a total area of 5,230 feet, the artist has selected and skillfully presented the outstanding achievements rendered by Theodore Roosevelt both to our country and the world.

In the spaces within the Memorial, quotations from Roosevelt's writings and sayings have been arranged under four headings: NATURE, MANHOOD, YOUTH, THE STATE.

On the first floor, which has been designated "New York Hall," four large groups will be installed in the spaces provided, depicting scenes pertinent to Roosevelt's interest in Natural History and Exploration, i.e., "Western Ranch Life," "The Bird Sanctuary at Oyster Bay," "On the River of Doubt," and "African Exploration."

The third and fourth floors are given over to science and class rooms. On the fifth floor is an unusually fine auditorium, seating 600 people, completely equipped for sound and motion pictures including stereopticons which will be available for educational societies and gatherings.

## THE AKELEY MEMORIAL HALL OF AFRICAN MAMMALS

The main floor of this hall, entered from the Theodore Roosevelt Memorial Building, was opened to the public in the spring of 1936. Here are recreated examples of the mammals typical of Africa, in their natural surroundings.

At each side of the two doors are sculptured representations of African natives, by Malvina Hoffman.

In the center, dominating the hall, stands a herd of elephants in characteristic formation when alarmed. The great bull is trumpeting his challenge, while a younger bull wheels to cover the rear of the herd from possible attack.

Immediately to the right of the entrance is the Water Hole Group. The animals of the dry plains must come to such seepage holes to drink. Here are reticulated giraffes, Grant gazelles, oryx with long straight horns and Grévy zebra. Other typical mammals are seen in the background, and several sand grouse in the foreground.

Next are seen the handsome antelopes, Mountain Nyala, on the heather-covered uplands of Abyssinia.

A herd of African Buffalo is next, emerging from the marshes along the Tana River, Kenya, in late afternoon.

A family group of Lions resting in the shade of a tree is the following scene, typical of the great plains of East Africa. In the background a herd of antelopes and zebra feed unconcernedly.

The Bongo Group shows a pair of these handsome antelopes in the bamboo forest high on the Aberdare Mountains, Kenya. They have disturbed another typical forest-dweller, the giant forest hog.

The last complete group on the north side of the hall shows a fine pair of Giant Eland, the largest of the antelopes, in their natural habitat in southern Sudan.

A small sketch model pictures what the Nile River Group will be like. Waterbuck, kob, Nile lechwe, tiang antelope, sitatunga and roan antelope are the mammals to be placed in this group. The Nile, with crocodiles and hippopotamus, forms the background; and in the foreground is a pair of the odd whale-headed storks.

At the end of a short hallway there is a large-scale map of Africa, showing localities from which the various animals and their settings were taken.

On the south side of the hall, beginning at the far end, is the Plains Group. Here is depicted the teeming mammalian life of the East



**THE BONGO GROUP**

One of the many fine habitat groups found in the Akeley African Hall.

## AFRICAN WING

African plains. The several kinds of antelope in this group and the zebra are typical of this part of Africa.

The Greater Koodoo bears the longest horns of any African antelope. An old male with a female and young male are placed here in a setting duplicating the rough, scrub-covered hills where these animals were collected.

The Giant Sable is noted for its handsome form, rich color, and long, saber-like horns. It is found in the dry, park-like country of central Angola, in a limited area, and is rapidly becoming extinct.

The Gemsbok is a larger relative of the oryx seen in the Water Hole Group. Although once widely distributed in South Africa, it is now common only in the dry Kalahari Desert.

Next are two sketch models of groups, still to be donated to the Museum. The first is the family of Okapi, the strange forest-dwelling relatives of the giraffe. The other is a scene in the Sahara Desert. Several addax, with spirally twisted horns, and several addra gazelles are shown in a typical setting.

The Gorilla family is of particular significance to human beings, because these great apes are perhaps the most like man of all the living animals. They are shown here in a clearing in the dense rain-forest of the Kivu Mountains, an exact reproduction of their natural habitat.



# THE AMERICAN MUSEUM OF NATURAL HISTORY

## Scientific Staff (Continued)

### *Geology and Fossil Invertebrates*

CHESTER A. REEDS, PH.D., Curator

#### *Living Invertebrates*

ROY WALDO MINER, PH.D., Sc.D., Curator  
WILLARD G. VAN NAME, PH.D., Associate Curator  
FRANK J. MYERS, Research Associate in Rotifera  
HORACE W. STUNKARD, PH.D., Research Associate in Parasitology  
A. L. TREADWELL, PH.D., Research Associate in Annulata  
ROSWELL MILLER, JR., C.E., Field Associate

#### *Insect Life*

FRANK E. LUTZ, PH.D., Curator  
A. J. MUTCHLER, Associate Curator of Coleoptera  
C. H. CURRAN, D.Sc., Associate Curator of Diptera  
WILLIS J. GERTSCH, PH.D., Assistant Curator of Spiders  
FRANK E. WATSON, B.S., Staff Assistant in Lepidoptera  
WILLIAM M. WHEELER, PH.D., LL.D., Research Associate in Social Insects  
CHARLES W. LENG, B.Sc., Research Associate in Coleoptera  
HERBERT F. SCHWARTZ, M.A., Research Associate in Hymenoptera  
E. L. BELL, Research Associate in Lepidoptera

#### *Living and Extinct Fishes*

WILLIAM K. GREGORY, PH.D., Curator\*  
JOHN T. NICHOLS, A.B., Curator of Recent Fishes  
E. W. GUDGER, PH.D., Bibliographer and Associate Curator  
FRANCESCA R. LAMONTE, B.A., Associate Curator  
CHARLES H. TOWNSEND, Sc.D., Research Associate  
C. M. BREDER, JR., Research Associate  
LOUIS HUSSAKOF, PH.D., Research Associate in Devonian Fishes  
WILLIAM BEEBE, Sc.D., Research Associate in Oceanography  
E. GRACE WHITE, PH.D., Research Associate  
VAN CAMPEN HEILNER, M.S., Field Representative

\*Also Research Associate in Palaeontology and Associate in Physical Anthropology

#### *Amphibians and Reptiles*

G. KINGSLEY NOBLE, PH.D., Curator  
HARVEY BASSLER, PH.D., Research Associate in Herpetology

#### *Experimental Biology*

G. KINGSLEY NOBLE, PH.D., Curator  
H. J. CLAUSEN, PH.D., Assistant Curator  
DOUGLAS BURDEN, M.A., Research Associate  
HOMER W. SMITH, Sc.D., Research Associate  
O. M. HELFF, PH.D., Research Associate  
CHARLES E. HADLEY, PH.D., Research Associate  
WILLIAM ETEIN, PH.D., Research Associate  
R. H. ROOT, PH.D., Research Associate

#### *Birds*

FRANK M. CHAPMAN, Sc.D., Curator  
JOHN T. ZIMMER, M.A., Executive Curator  
ROBERT CUSHMAN MURPHY, D.Sc., Associate Curator, Oceanic Birds  
JAMES P. CHAPIN, PH.D., Associate Curator, Continental Old World Birds  
ERNST MAYR, PH.D., Associate Curator, Whitney-Rothschild Collections  
CHARLES E. O'BRIEN, Assistant Curator  
ELSIE M. B. NAUMBURG, Research Associate  
ALBERT R. BRAND, Associate in Ornithology

#### *Mammals*

H. E. ANTHONY, D.Sc., Curator  
GEORGE G. GOODWIN, Assistant Curator  
J. E. HILL, PH.D., Assistant Curator  
G. H. H. TATE, M.A., Assistant Curator of South American Mammals  
T. DONALD CARTER, Assistant Curator of Old World Mammals  
RICHARD ARCHBOLD, Research Associate  
WILLIAM J. MORDEN, Ph.B., Field Associate  
ARTHUR S. VERNAY, Field Associate  
WILLIAM D. CAMPBELL, Field Representative

### *Comparative and Human Anatomy*

WILLIAM K. GREGORY, PH.D., Curator  
H. C. RAVEN, Associate Curator  
S. H. CHUBB, Associate Curator  
G. MILES CONRAD, B.A., Assistant Curator  
J. HOWARD MCGREGOR, PH.D., Research Associate in Human Anatomy  
DUDLEY J. MORTON, M.D., Research Associate  
FREDERICK TILNEY, M.D., PH.D., Research Associate

#### *Anthropology*

CLARE WISSLER, PH.D., LL.D., Curator  
N. C. NELSON, M.L., Curator of Prehistoric Archaeology  
GEORGE C. VAILLANT, PH.D., Associate Curator of Mexican Archaeology  
HARRY L. SHAPIRO, PH.D., Associate Curator of Physical Anthropology  
MARGARET MEAD, PH.D., Assistant Curator of Ethnology  
W. C. BENNETT, PH.D., Assistant Curator of Anthropology  
BELLA WEITZNER, Assistant Curator of Anthropology  
WILLIAM W. HOWELLS, PH.D., Associate in Physical Anthropology  
CLARENCE L. HAY, A.M., Research Associate in Mexican and Central American Archaeology  
MILO HELLMAN, D.D.S., D.Sc., Research Associate in Physical Anthropology  
GEORGE E. BREWER, M.D., LL.D., Research Associate in Somatic Anthropology  
FREDERICK H. OSBORN, Research Associate in Anthropology

#### *Asiatic Exploration and Research*

ROY CHAPMAN ANDREWS, Sc.D., Curator  
WALTER GRANGER, D.Sc., Curator of Palaeontology  
CHARLES P. BERKEY, PH.D., Sc.D. [Columbia University], Research Associate in Geology  
AMADEUS W. GRABAU, S.D. [National Geological Survey of China], Research Associate  
PÈRE TEILHARD DE CHARDIN [National Geological Survey of China], Research Associate in Mammalian Palaeontology

#### *Education*

GEORGE H. SHERWOOD, Ed.D., Curator  
GRACE FISHER RAMSEY, M.A., Associate Curator  
WILLIAM H. CARR, Assistant Curator [Outdoor Education]  
JOHN R. SAUNDERS, Assistant Curator  
HERMAN A. SIEVERS, Staff Assistant  
FARIDA A. WILEY, Staff Assistant  
AONES KELLY SAUNDERS, A.M., Staff Assistant  
WILLIAM LORD SMITH, M.D., Staff Assistant  
GEORGINE MASTIN, Staff Assistant  
PAUL B. MANN, A.M., Associate in Education  
GLADYS L. PRATT, Associate in Education

#### *Library*

HAZEL GAY, Librarian  
HELEN GUNZ, Assistant Librarian  
JANNETTE MAY LUCAS, B.S., Assistant Librarian—Osborn Library

#### *Arts, Preparation and Installation*

JAMES L. CLARK, D.Sc., Director  
ALBERT E. BUTLER, Associate Chief  
FRANCIS L. JAKES, Staff Associate  
RAYMOND B. POTTER, Staff Associate  
ROBERT H. ROCKWELL, Staff Associate

#### *Scientific Publications*

ETHEL J. TIMONIER, Associate Editor of Scientific Publications


#### *Natural History*

EDWARD M. WEYER, JR., PH.D., Editor

#### *Public and Press Information*

HANS CHRISTIAN ADAMSON, Chairman

AMNH LIBRARY



100051163