

AMERICAN MUSEUM NOVITATES

Number 1001 Published by
THE AMERICAN MUSEUM OF NATURAL HISTORY December 28, 1938
New York City

TWO NEW FISHES FROM LAKE VICTORIA

BY J. T. NICHOLS AND F. R. LAMONTE

In a small collection of fishes from Lake Victoria, Africa, which Mr. Michael Lerner had collected and sent to The American Museum of Natural History in 1937, we find the following two fishes which appear to be undescribed.

***Micralestes lernerii*, new species**

DESCRIPTION OF TYPE.—Number 13736, American Museum of Natural History; from Lake Victoria.—Michael Lerner Collection, 1937.

Presumably a male; 61 mm. long to base of caudal; depth in this length, 3.5; head, 3.6. Eye in head, 3; snout, 3.5; interorbital, 3.2; greatest width (at back of head), 2; depth of peduncle, 2.9; its length (from anal axil), 2.1; longest dorsal ray, 1.2; longest anal ray, 2; caudal sharply forked, lower lobe (slightly the longer), 1.2; pectoral, 1.2; ventral, 1.5.

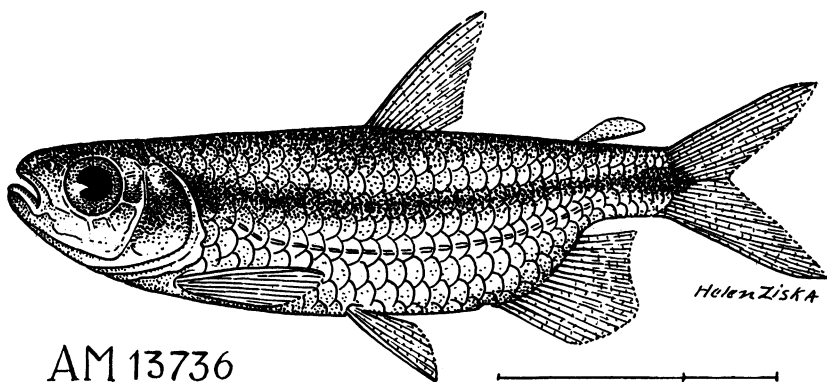


Fig. 1. *Micralestes lernerii*, type.

Dorsal, 10 (8 branched rays); anal, 17 (15 branched rays); scales, 30; gill-rakers about 20 on lower limb of first arch.

Lower jaw somewhat projecting. Maxillary extending nearly to below anterior border of eye. Inner row of teeth of upper jaw compressed, not truncate; a pair of pointed teeth in the middle of the lower jaw behind the main row. Gill-rakers rather long, slender and close-set. Dorsal originating immediately behind vertical from base of ventral, equidistant from base of caudal and front of eye, high and pointed. Pec-

toral not quite reaching ventral; ventral not reaching vent. Anal broadly rounded. Lateral line complete except for one to three last scales.

Color (in preservative) pale brownish above, whitish below, with a black band from the eye to the middle caudal rays, most intense in a linear oval blotch on the posterior part of the peduncle.

We have also a single paratype, presumably a female, 71 mm. long to base of caudal, differing only slightly from the male except in the following particulars: head, 3.9; length of peduncle, 1.9; front of anal angulated; black lateral band less well marked except peduncular blotch. Dorsal rays, 10 (8 branched); anal, 19 (17 branched); scales, 32.

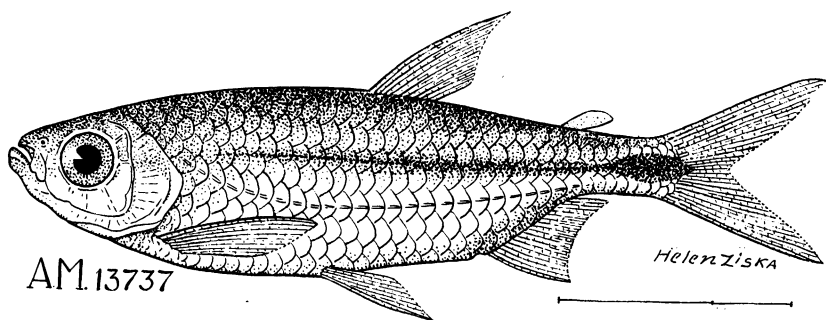


Fig. 2. *M. leneri*, paratype.

This species resembles *Micralestes humilis* Boulenger, from the Congo, with less numerous gill-rakers; and the widely distributed *Micralestes acutidens* (Peters), with dorsal origin above ventral base, and other slight differences, and has been compared with specimens of both of these.

***Tilapia labriforma*, new species**

DESCRIPTION OF TYPE.—Number 13738, American Museum of Natural History; from Lake Victoria—Michael Lerner Collection, 1937.

Length to base of caudal, 62 mm.; depth in this length, 3.1; head, 3.2. Eye in head, 3.5; snout, 3.5; interorbital, 3.5; maxillary, 3.5; greatest width of body, 2; depth of peduncle, 3; its length, 1.8; longest dorsal spine, 2.2; longest dorsal ray, 1.5; longest anal spine, 2.3; longest anal ray, 1.6; caudal (to tip of lobes), 1.5; pectoral, 1.2; ventral, 1.3.

Dorsal, XV, 9; anal, III, 8; scales, 31; lateral lines, $\frac{21}{11}$. Gill-rakers rather short, pointed, 12 on lower limb of first arch.

Mouth small, lower jaw slightly included, maxillary not reaching to under front of eye. Teeth very small in two rows, the outer bicuspid, on premaxillary and mandible; a single row of minute teeth on maxillary. Scales (under binocular) with

distinctly denticulate edges. About three series of scales on cheek, the scaly part about $\frac{3}{5}$ the diameter of the eye; and the preorbital about $\frac{1}{2}$. Pectoral with a filamentous tip, reaching past front of anal. Corners of the caudal exerted so that the posterior margin of the fin is lunate.

Color (in preservative) uniform, pale, practically without markings except for a dark blotch on the corner of the opercle.

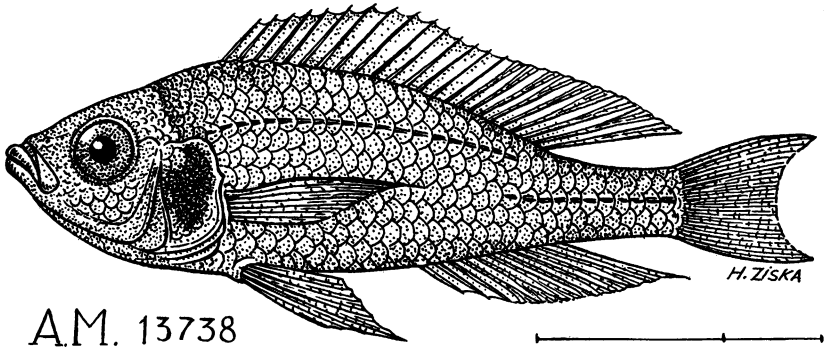


Fig. 3. *Tilapia labriforma*, type.

This species resembles *Tilapia inornata* from Lake Nyassa and is presumably a Lake Victoria representative of this group of the genus. It has a smaller eye than *T. inornata*; fewer scales, with lateral lines overlapping on one scale only; fewer dorsal rays, etc.

