

# AMERICAN MUSEUM NOVITATES

Number 571

Published by  
THE AMERICAN MUSEUM OF NATURAL HISTORY  
New York City

Sept. 23, 1932

59.57,72 S

## NEW STRATIOMYIDÆ IN THE AMERICAN MUSEUM OF NATURAL HISTORY

BY MAURICE T. JAMES

I am indebted to Mr. C. H. Curran for looking over and passing judgment on the type material of all species described here, except *Stratiomys jonesi*.

### *Stratiomys hirsutissima*, new species

#### Figure 3

**FEMALE.**—Length, 13 mm. Face and front wholly black, clothed with pale yellow pile, which is unusually long and dense on the face and around the base of the antennæ; a somewhat longer and denser tuft of pile at the lower posterior corner of each eye. Occipital orbits black above, broadly reddish yellow below; facial orbits very narrowly yellow below. Antennæ of the normal *Stratiomys* type, the first segment about five times the length of the second, the third segment cylindrical; entirely black in color. Thorax black, densely covered with shaggy yellow pile; the pectus similarly clothed with pile, except around the coxæ. Scutellum yellow, the base broadly black. Spines yellow, brownish at the tips. Abdomen broad, flat, largely yellow; the first segment wholly black, except for a pair of lateral triangles; the fifth segment black, except for a narrow yellow margin and a large median triangle; the remaining segments yellow, with the following black markings: a semi-oval spot at the base of the second, only narrowly separated from the apex of the segment in the middle; a transverse band on the basal half of the third, and nearly reaching the lateral margins, its posterior edge triarcuate; a transverse band on the basal half of the fourth, reaching nearly to the lateral margins, and widest near the margins, its posterior edge irregular. First ventral segment black, with a yellowish spot at the base; second yellow, with two irregular black spots on the basal third; third black, with yellow lateral and posterior margins, and a pair of large lateral triangles; fourth and fifth black, with broad yellow lateral and posterior margins. Femora black, reddish yellow at the tips; basal half of tibiæ reddish yellow, apical half black; tarsi yellow, claws black. Wings hyaline, reddish brown; veins distinct, red. Length, 13 mm.

**HOLOTYPE.**—♀; Alamosa, Colo., altitude, 7500 ft.; June 15, 1919.

This species seems closest to *S. lativentris* Loew, but can readily be distinguished from that species by the black face, front, and vertex, the narrower occipital orbit, which is black above instead of yellow, the black on the femora and anterior tibiæ, the more extensive yellow

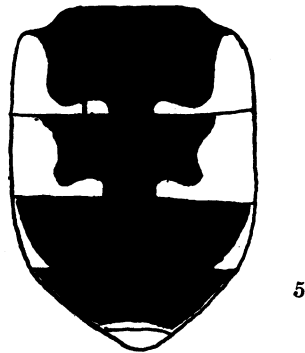


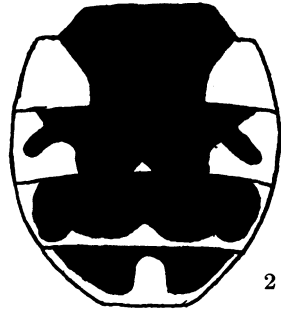



Fig. 1. Abdomen of *Stratiomys angulicincta*, n. sp. Female.  
Fig. 2. Abdomen of *Stratiomys wyomingensis*, n. sp. Male.  
Fig. 3. Abdomen of *Stratiomys hirsutissima*, n. sp. Female.  
Fig. 4. Abdomen of *Stratiomys currani*, n. sp. Male.  
Fig. 5. Abdomen of *Odontomyia idahoensis*, n. sp. Male.

markings on the abdomen, and the increased pilosity of the head and thorax. The abdomen is much flatter than in most species of *Stratiomys*, and in the type the anal segments are considerably recurved.

***Stratiomys angulicincta*, new species**

Figure 1

FEMALE.—Length, 12.5 mm. Antennæ of the normal *Stratiomys* type, black. Face, front, and vertex black, except for a small, subcordate yellow spot just anterior to the ocellar triangle; pile of face, front, and vertex straw-yellow, densest on the face. Occiput black; occipital orbits black above, yellow below, the black extending about two-fifths the length of the eye; facial orbits yellow, black at the lower corners of the eyes. Thorax wholly black, clothed with straw-yellow pile, which on the dorsum is dense and appressed. Abdomen black, with the following yellow markings: a pair of large subquadrate lateral spots on the second segment, nearly the width of the segment; a posterior margin on the third, which widens into three triangles, one median, and a pair on each side, at some distance from the lateral margins, and almost directly behind the inner angles of the spots on the second segment; a continuous posterior margin on the fourth; an apical margin and median triangle on the fifth; and a narrow lateral margin which completely circumscribes the abdomen, except for the small first segment, which is wholly black. The venter is black, except for the following yellow markings: a broad band on the second segment, continuous at the sides with the subquadrate markings of the dorsum, but narrowing somewhat toward the middle, so that the base of the segment is black; narrow posterior margins on the third, fourth, and fifth segments; a narrow lateral margin on the fourth and fifth segments, a wide one on the third. The abdomen is clothed with very short, inconspicuous, black and yellow pile. Coxæ, trochanters, and femora, except tips, the apical half of the front and middle tibiæ, except extreme tips, and the apical two-thirds of the hind tibiæ, except the extreme tips, black, or reddish black on the trochanters and tibiæ; the remainder of the legs yellow, darkening to brown on the apical tarsal segments. Wings tinged with yellow, the veins reddish.

HOLOTYPE.—♀; Alamosa, Colo.; June 15, 1919.

Close to *S. apicula* Loew, but quite distinct. The form of the posterior margin of the third abdominal segment is perhaps the best distinguishing character.

***Stratiomys wyomingensis*, new species**

Figure 2

MALE.—Length, 11 mm. Head wholly black; face clothed with straw-yellow pile, somewhat receding; antennæ black, of the normal *Stratiomys* type; occipital orbits very narrow above, wider below, black; eyes subcontiguous, glabrous. Thorax shining black, clothed with rather long yellowish pile, which is densest on the sides; pectus concolorous, with shaggy pile; scutellum black, yellow on the apical third; spines yellow, brownish at the tips. Halteres greenish yellow, the

knob brown. First abdominal segment wholly black; the remaining segments black, with the following yellow markings: a pair of lateral subquadrate markings each on the second and third segments, each the width of the respective segment and about twice as broad at the apex as at the base of the segment, the markings of the third segment deeply interrupted by a black extension which nearly attains the lateral margins; a small median triangle also on the third segment; a pair of triangles at the anterior angles, the lateral margins, and the posterior margin, the latter with a median triangle and a subtriangular spot to each side of it, on the fourth; the narrow lateral margins, and a large subtriangular apical spot which nearly attains the base of the segment, on the fifth segment. Venter: first segment wholly black; second and third yellow, with a pair of elongate, triangular, black spots at the base of the second, and an irregular elongate black line, with a biarcuate posterior margin, in the basal half of the third, and bordering the basal incisure; fourth and fifth black, with lateral and posterior yellow margins, broad on the fourth and narrow on the fifth. Coxæ, trochanters, and femora, except tips, black; apical half of tibiæ black to reddish brown, darkest on the front, lightest on the hind, tibiæ; remainder of legs reddish yellow, except apical tarsal segments, which are brown. Wings hyaline; veins reddish yellow.

HOLOTYPE.—♂; Jackson, Wyo., altitude, 6500 ft.; July 13-17, 1920; F. E. Lutz.

Apparently near to *S. quaternaria* Loew. The yellow abdominal markings characterize the species.

#### **Stratiomys jonesi**, new species

FEMALE.—Length, 13 mm. Eyes black. Face reddish, clothed with pale yellow pile; somewhat receding. Front black; a small subcordate spot above the base of the antennæ, and the lower occipital and facial orbits, yellow. Antennæ of the normal *Stratiomys* type; reddish brown. Proboscis reddish brown. Thorax black, clothed with short yellowish and blackish pile, the yellow pile giving the effect of two dorsal stripes that extend almost to the suture, and of two others that join these obliquely from the humeri; pile of pectus whitish. Scutellum yellow, except for a narrow black base; spines yellow, tipped with brownish yellow. Abdomen black, with the following yellow markings which are probably variable: a pair of lateral triangles on the second segment; posterior margin of the third, which widens to a triangle medially and to two somewhat broadened stripes at the sides, the margin therefore being biarcuate in its anterior aspect; posterior margin and median triangle on the fourth; a median triangle and posterior margin on the fifth; and lateral margins on all segments but the first. Venter black; the posterior margins of all segments except the first yellow, the margin of the second segment being the widest; all the margins widening into triangles medially; the black of the first and second segments somewhat reddish in hue. Femora reddish brown, yellow at the tip; tibiæ and tarsi reddish yellow, the apical segments of the posterior tarsi reddish brown. Wings opaque, whitish; the strong veins yellow, the weaker ones rather indistinct.

MALE.—Length, 10 to 13 mm. Frontal triangles reddish; eyes reddish, bare, subcontiguous. Pile on face more prominent than in the female. Pile of dorsum

longer than in the female; but the vittate appearance is lacking. Femora darker; hind femora reddish black or reddish brown. Otherwise as in the female.

TYPES.—Holotype: ♀; Brighton, Colo.; July 8, 1915; C. R. Jones. Allotype: ♂; same data. Paratypes: 3♂; same data.

Considerable variation is shown in the abdominal markings of the males. In the allotype, they are as described for the female; in one paratype, they are similar to those of *S. unilimbata* Loew; in the other two, the markings are still more reduced, those of the fourth segment resembling those of *S. normula* Loew.

This species is undoubtedly close to *S. unilimbata* Loew, of which it may be a subspecies. The best characters for distinguishing it are the opaque wings, the reddish-brown antennæ, and the reddish-brown femora. The abdominal markings are too variable to be used as distinguishing features.

#### *Stratiomys currani*, new species

##### Figure 4

FEMALE.—Length, 12.5 to 13 mm. This species is close to *S. melanostoma* Loew and *S. bruneri* Johnson, and like them is characterized by the short first segment of the antennæ and by the keystone-shaped yellow apical marking on the fifth segment; it is considerably smaller than *S. melanostoma*, and can very easily be distinguished from that species by the much greater distance between the yellow markings on each of the second and third abdominal segments, and by the wholly pale venter. It most nearly approaches *S. bruneri*, from which it differs in the following respects: the black band of the vertex is much broader and occupies about two-thirds of the entire region between the base of the antennæ and the occiput; posteriorly, it extends to the occipital angle, except for a very narrow border, this border being interrupted in the middle, where a narrow black stripe connects with the black in the region of the occipital fossa. A narrow black stripe along the mid-frontal suture connects the black of the vertex with the spot at the base of the antennæ; this spot is black, rather than brownish black, as in *S. bruneri*, and emits two very narrow processes which reach almost to the inner margins of the eyes. A considerable region around the oral margin is black. The face is clothed with yellow pile, which is much longer and denser than that of the specimens of *S. bruneri* that I have for comparison, although one female *S. bruneri* from Pagosa Springs, Colorado, approaches this condition. Scutellum wholly yellow, except at the corners; some of the pile black. Abdominal spots on the second, third, and fourth segments separated by approximately one-half the width of the abdomen. Venter a dirty yellow. Femora reddish brown, becoming black just before the apex; the extreme apex yellow; tibiae, especially the hind ones, darkened to reddish yellow at the apex.

MALE.—Face, occiput, and ocellar triangle black; occipital and facial orbits yellow, much narrower than in the female. Face, as in the female, densely clothed with yellow pile. The abdominal spots of the second and third segments widely

separated, as in the female; those of the fourth segment contiguous. Femora black; tips of femora, tibiae, and tarsi yellow. Otherwise as in the female.

Types.—Holotype: ♀; Electra Lake, Colo., altitude, 8400 ft.; June 28–July 1, 1919. Allotype: ♂; Montpelier, Idaho, altitude, 6100 ft.; July 6, 1920. Paratypes: 1 ♀; Electra Lake, Colo., altitude, 8400 ft.; June 28–July 1, 1919; 1 ♂; Paris, Idaho; July 8, 1920; 2 ♂, Jackson, Wyo., altitude, 6300 ft.; July 13–17, 1920. All specimens collected by Dr. F. E. Lutz.

### *Odontomyia idahoensis*, new species

#### Figure 5

This species runs to *O. pubescens* Day in Curran's key, and to *O. rufipes* Loew in Johnson's key; but it is easily distinguished from both. It is probably closest to the Cuban *O. rufipes*, which I have not seen.

MALE.—Face and ocellar triangle black; oral margin and a spot to each side of it, yellow. Proboscis black; base brownish yellow; palpi yellow. First two segments of the antennae black; third missing in the type; probably black. Eyes reddish brown. Occiput velvety black. Thorax wholly black; pile yellow, moderately dense, erect on dorsum, somewhat appressed on the pectus. Scutellum black, lateral and apical margins yellow; spines short, thick, sharp, black. First, fourth, and fifth segments of the abdomen largely black, the fourth with lateral margins, widest posteriorly, the fifth with somewhat obsolete lateral and evident posterior margins; second and third segments largely yellow, each with a large black vertebra-shaped marking which connects with the adjoining segments to form a continuous median line and extends laterally to within a short distance of the lateral margin, the approach being greatest anteriorly. Venter yellow; legs wholly reddish yellow, the tarsi darkened. Wings hyaline; veins yellow; third vein branched. The posterior cell emits three veins, the third one rather indistinct. Length, 12 mm.; width of abdomen, 4.5 mm.; length of abdomen, 5.5 mm.

HOLOTYPE.—♂; Bear Lake, Idaho, altitude, 6200 ft.; July 9, 1920.

### *Odontomyia truquii currani*, new variety

This specimen, which was sent to me by Mr. C. H. Curran, I should hardly consider as representing a distinct species, though it is undoubtedly a distinct variety of the variable *O. truquii* Bell. The best distinguishing feature is the black base of the scutellum, which is also black-haired for its entire width. In the typical form, the scutellum is green, while in *O. truquii innotata* Curran, the scutellum may be green or black at the base, but the black does not attain the margins. Of the two known American varieties, this specimen more nearly agrees with the typical variety in the general appearance and in the detail of the abdominal markings; but the fifth abdominal segment is somewhat narrower in proportion to the fourth. It agrees with the variety *innotata* in lacking the two pale markings of the dorsum of the thorax. The sides of the dorsum are black, except the posterior angles, which are green.

HOLOTYPE.—♂; Kits Peak, Rincon, Baboquivari Mts., Ariz., altitude, 4050 ft.; August 1–4, 1916; F. E. Lutz.

**Nemotelus flavicornis**, new species

If it were not for the yellow antennæ and the more pointed, contracted facial prominence, this species would quite easily pass for *N. unicolor* Loew, of which it may be only a variety. The body is black and more shiny than in most specimens of *N. unicolor* which I have for comparison. The eyes are round. The antennæ are situated at about the center of the facial prominence. Dorsum of thorax narrowly margined with yellow. Halteres yellow; the knob largely brownish. Basal two-thirds of femora and a band on each of the hind tibiæ, black; remainder of femora, tibiæ, and tarsi yellow. Length, 4 mm.

TYPE.—♀; Lawrence, Kansas; June 5, 1922 (C. H. Curran).

